

Plenum-Rated

Unshielded


Audio, Control and Instrumentation Cables

Description	Part No.	UL NEC/ C(UL) CEC Type	No. of Cond.	Color Code	Standard Lengths		Standard Unit Weight		Insulation Thickness		Jacket Thickness		Nominal OD	
					Ft.	m	Lbs.	kg	Inch	mm	Inch	mm	Inch	mm

22 AWG Stranded (7x30) Tinned Copper Conductors • Conductors Cabled

Plenum • FEP Insulation • Red FEP Jacket


300V RMS	88444	NEC: CMP CEC: CMP FT6	4	Black, White, Red, Green	100 500 [†] 1000 [†]	30.5 152.4 304.8	2.9 9.0 15.0	1.3 4.1 6.8	.006 .15 .010	.15 .25	.121	3.07
----------	--------------	--------------------------------	---	-----------------------------------	--	------------------------	--------------------	-------------------	---------------------	------------	------	------



Suitable for Outdoor and Direct Burial applications.

Plenum • FEP Insulation • Natural Flamarrest® Jacket


300V RMS	82444	NEC: CMP CEC: CMP FT6	4	Black, White, Red, Green	U-500 [†] U-1000 [†] 1000 [†]	U-152.4 U-304.8 304.8	9.0 16.0 15.0	4.1 7.3 6.8	.006 .15	.015 .38	.134	3.40
----------	--------------	--------------------------------	---	-----------------------------------	--	-----------------------------	---------------------	-------------------	-------------	-------------	------	------



22 AWG Stranded (7x30) Tinned Copper Conductors • Twisted Pairs

Plenum • FEP Insulation • Red FEP Jacket


300V RMS	88442	NEC: CMP CEC: CMP FT6	2	Black, Red	100 500 [†] 1000 [†]	30.5 152.4 304.8	2.3 5.5 8.0	1.0 2.5 3.7	.006 .15	.012 .30	.102	2.59
----------	--------------	--------------------------------	---	---------------	--	------------------------	-------------------	-------------------	-------------	-------------	------	------



Suitable for Outdoor and Direct Burial applications.

Plenum • FEP Insulation • Natural Flamarrest Jacket

300V RMS	82442	NEC: CMP CEC: CMP FT6	2	Black, Red	U-1000 [†] 1000 [†]	U-304.8 304.8	9.0 8.0	4.1 3.7	.006 .15	.015 .38	.113	2.87
----------	--------------	--------------------------------	---	---------------	--	------------------	------------	------------	-------------	-------------	------	------



18 AWG Stranded (19x30) Tinned Copper Conductors • Conductors Cabled

Plenum • FEP Insulation • Red FEP Jacket


300V RMS	88489	NEC: CMP CEC: CMP FT6	4	Black, White, Red, Green	500 [†] 1000 [†]	152.4 304.8	14.5 29.0	6.6 13.2	.007 .18	.009 .23	.161	4.09
----------	--------------	--------------------------------	---	-----------------------------------	---------------------------------------	----------------	--------------	-------------	-------------	-------------	------	------



Suitable for Outdoor and Direct Burial applications.

Plenum • FEP Insulation • Natural Flamarrest Jacket

300V RMS	82489	NEC: CMP CEC: CMP FT6	4	Black, White, Red, Green	U-1000 [†] 1000 [†]	U-304.8 304.8	31.0 29.0	14.1 13.2	.007 .18	.014 .36	.170	4.32
----------	--------------	--------------------------------	---	-----------------------------------	--	------------------	--------------	--------------	-------------	-------------	------	------



[†]Spools and/or UnReel® cartons are one piece, but length may vary ±10% for spools and ±5% for UnReel from length shown.

4 • Multi-Conductor Cables

Plenum-Rated


Overall Beldfoil® Shield

Audio, Control and Instrumentation Cables

Description	Part No.	UL NEC/ C(UL) CEC Type	No. of Cond.	Color Code	Standard Lengths		Standard Unit Weight		Insulation Thickness		Jacket Thickness		Nominal OD		Nominal Capacitance			
					Ft.	m	Lbs.	kg	Inch	mm	Inch	mm	Inch	mm	* pF/ Ft.	* pF/ m	** pF/ Ft.	** pF/ m


18 AWG Stranded (19x30) TC Conductors • Conductors Cabled • Overall Beldfoil Shield (100% Coverage) • 20 AWG Stranded TC Drain Wire

Plenum • FEP Insulation • Red FEP Jacket

	88770	NEC:	3	Black, White, Red	500 [†]	152.4	16.0	7.3	.007	.18	.014	.36	.161	4.09	54	177	96	315
		CMP:			1000 [†]	304.8	32.0	14.6										
		CEC:																
		CMP FT6																
	89418	NEC:	4	Black, White, Red, Green	100	30.5	5.5	2.5	.007	.18	.014	.36	.177	4.50	30	98	57	187
		CMP:			500 [†]	152.4	18.0	8.2										
		CEC:			1000 [†]	304.8	36.0	16.4										
		CMP FT6																

Suitable for Outdoor and Direct Burial applications.

Plenum • FEP Insulation • Natural Flamarrest® Jacket

	82418	NEC:	4	Black, White, Red, Green	U-1000 ^{††}	U-304.8	36.0	16.4	.007	.18	.014	.36	.176	4.47	30	98	63	207
		CMP:			1000 [†]	304.8	38.0	17.3										
		CEC:																
		CMP FT6																

Suitable for Outdoor applications.

TC = Tinned Copper

*Capacitance between conductors.

**Capacitance between one conductor and other conductors connected to shield.

[†]Spools and/or UnReel® cartons are one piece, but length may vary ±10% for spools and ±5% for UnReel from length shown.

^{††}Length may vary 0 to -10%.


Plenum-Rated

Overall Foil/Braid Shield

Audio, Control and Instrumentation Cables


Description	Part No.	UL NEC/ C(UL) CEC Type	No. of Cond.	Color Code	Standard Lengths		Standard Unit Weight		Insulation Thickness		Jacket Thickness		Nominal OD		Nominal Capacitance			
					Ft.	m	Lbs.	kg	Inch	mm	Inch	mm	Inch	mm	pF/ Ft.	pF/ m	pF/ Ft.	pF/ m

24 AWG Stranded (7x32) TC Conductors • Conductors Cabled • Overall Beldfoil® (100% Coverage) + TC Braid Shield (85% Coverage)

Plenum • FEP Insulation • Red FEP Jacket																			
	300V RMS	83503	NEC: CMP CEC: CMP FT6	3	See Chart 2 (Tech Info Section)	500 [†] 1000 [†]	152.4 304.8	9.5 16.0	4.3 7.3	.006	.15	.014	.36	.135	3.43	20	66	36	118
		83504	NEC: CMP CEC: CMP FT6	4	See Chart 2 (Tech Info Section)	100 500 [†] 1000 [†]	30.5 152.4 304.8	3.5 10.0 20.0	1.6 4.6 9.1	.006	.15	.014	.36	.144	3.66	20	66	36	118
		83506	NEC: CMP CEC: CMP FT6	6	See Chart 2 (Tech Info Section)	500 [†] 1000 [†]	152.4 304.8	13.0 26.0	6.0 11.9	.006	.15	.014	.36	.165	4.19	20	66	36	118
		83509	NEC: CMP CEC: CMP FT6	9	See Chart 2 (Tech Info Section)	100 500 [†] 1000 [†]	30.5 152.4 304.8	5.3 17.0 38.0	2.4 7.8 17.3	.006	.15	.014	.36	.188	4.78	20	66	36	118
		83512	NEC: CMP CEC: CMP FT6	12	See Chart 2 (Tech Info Section)	500 [†] 1000 [†]	152.4 304.8	21.0 45.0	9.6 20.4	.006	.15	.014	.36	.207	5.26	20	66	36	118
		83515	NEC: CMP CEC: CMP FT6	15	See Chart 2 (Tech Info Section)	100 500 [†] 1000 [†]	30.5 152.4 304.8	7.2 25.0 53.0	3.3 11.4 24.1	.006	.15	.014	.36	.227	5.77	20	66	36	118

Suitable for Outdoor and Direct Burial applications.

22 AWG Stranded (7x30) TC Conductors • Conductors Cabled • Overall Beldfoil (100% Coverage) + TC Braid Shield (85% Coverage)

Plenum • FEP Insulation • Red FEP Jacket																			
	300V RMS	83552	NEC: CMP CEC: CMP FT6	2	See Chart 2 (Tech Info Section)	500 [†] 1000 [†]	152.4 304.8	8.0 16.0	3.7 7.3	.006	.15	.014	.36	.141	3.58	23	75	40	131
		83553	NEC: CMP CEC: CMP FT6	3	See Chart 2 (Tech Info Section)	100 500 [†] 1000 [†]	30.5 152.4 304.8	3.5 11.5 20.0	1.6 5.2 9.1	.006	.15	.014	.36	.148	3.76	23	75	40	131
		83554	NEC: CMP CEC: CMP FT6	4	See Chart 2 (Tech Info Section)	100 500 [†] 1000 [†]	30.5 152.4 304.8	4.0 12.5 25.0	1.8 5.7 11.4	.006	.15	.014	.36	.159	4.04	23	75	40	131
		83556	NEC: CMP CEC: CMP FT6	6	See Chart 2 (Tech Info Section)	100 500 [†] 1000 [†]	30.5 152.4 304.8	5.2 16.5 36.0	2.4 7.5 16.3	.006	.15	.014	.36	.183	4.65	23	75	40	131
		83559	NEC: CMP CEC: CMP FT6	9	See Chart 2 (Tech Info Section)	100 500 [†] 1000 [†]	30.5 152.4 304.8	6.8 23.0 50.0	3.1 10.5 22.7	.006	.15	.014	.36	.209	5.31	23	75	40	131
		83562	NEC: CMP CEC: CMP FT6	12	See Chart 2 (Tech Info Section)	500 [†] 1000 [†]	152.4 304.8	28.5 60.0	13.0 27.2	.006	.15	.015	.38	.234	5.94	23	75	40	131
	83569	NEC: CMP CEC: CMP FT6	19	See Chart 2 (Tech Info Section)	100 500 [†] 1000 [†]	30.5 152.4 304.8	9.6 44.0 85.0	4.4 20.0 38.6	.006	.15	.015	.38	.269	6.83	23	75	40	131	

Suitable for Outdoor and Direct Burial applications.

* Capacitance between conductors. ** Capacitance between one conductor and other conductors connected to shield.
[†] Spools are one piece, but length may vary ±10% from length shown.

TC = Tinned Copper



Plenum-Rated


Overall Foil/Braid Shield

Audio, Control and Instrumentation Cables

Description	Part No.	UL NEC/ C(UL) CEC Type	No. of Cond.	Color Code	Standard Lengths		Standard Unit Weight		Insulation Thickness		Jacket Thickness		Nominal OD		Nominal Capacitance			
					Ft.	m	Lbs.	kg	Inch	mm	Inch	mm	Inch	mm	* pF/ Ft.	* pF/ m	** pF/ Ft.	** pF/ m

20 AWG Stranded (7x28) TC Conductors • Conductors Cabled • Overall Beldfoil® (100% Coverage) + TC Braid Shield (85% Coverage)


Plenum • FEP Insulation • Red FEP Jacket

	300V RMS	83602	NEC: CMP CEC: CMP FT6	2	See Chart 2 (Tech Info Section)	500† 1000†	152.4 304.8	11.0 22.0	5.0 10.0	.006 .15	.014 .36	.157 .178	3.99 4.52	26	85	51	167
		83604	NEC: CMP CEC: CMP FT6	4	See Chart 2 (Tech Info Section)	100 500† 1000†	30.5 152.4 304.8	5.1 16.0 32.0	2.3 7.3 14.6	.006 .15	.014 .36	.178 .207	4.52 5.26	26	85	51	167
		83606	NEC: CMP CEC: CMP FT6	6	See Chart 2 (Tech Info Section)	100 500† 1000†	30.5 152.4 304.8	6.2 21.5 47.0	2.8 9.8 21.3	.006 .15	.014 .36	.207 .238	5.26 6.05	26	85	51	167
		83609	NEC: CMP CEC: CMP FT6	9	See Chart 2 (Tech Info Section)	100 500† 1000†	30.5 152.4 304.8	8.2 30.0 63.0	3.7 13.7 28.6	.006 .15	.014 .36	.238 .265	6.05 6.73	26	85	51	167
		83612	NEC: CMP CEC: CMP FT6	12	See Chart 2 (Tech Info Section)	100 500† 1000†	30.5 152.4 304.8	7.8 35.0 67.0	3.5 15.9 30.4	.006 .15	.014 .36	.265 .293	6.73 7.44	26	85	51	167

Suitable for Outdoor and Direct Burial applications.

18 AWG Stranded (19x30) TC Conductors • Conductors Cabled • Overall Beldfoil (100% Coverage) + TC Braid Shield (85% Coverage)

Plenum • FEP Insulation • Red FEP Jacket

	300V RMS	83652	NEC: CMP CEC: CMP FT6	2	See Chart 2 (Tech Info Section)	100 500† 1000†	30.5 152.4 304.8	4.6 13.5 27.0	2.1 6.1 12.3	.007 .18	.014 .36	.175 .184	4.45 4.67	33	108	60	197
		83653	NEC: CMP CEC: CMP FT6	3	See Chart 2 (Tech Info Section)	100 500† 1000†	30.5 152.4 304.8	5.4 17.5 39.0	2.5 8.0 17.7	.007 .18	.014 .36	.184 .199	4.67 5.05	33	108	60	197
		83654	NEC: CMP CEC: CMP FT6	4	See Chart 2 (Tech Info Section)	100 500† 1000†	30.5 152.4 304.8	6.2 21.5 46.0	2.8 9.8 20.9	.007 .18	.014 .36	.199 .234	5.05 5.94	33	108	60	197
		83656	NEC: CMP CEC: CMP FT6	6	See Chart 2 (Tech Info Section)	100 500† 1000†	30.5 152.4 304.8	8.1 29.5 62.0	3.7 13.5 28.2	.007 .18	.014 .36	.234 .293	5.94 7.44	33	108	60	197
		83659	NEC: CMP CEC: CMP FT6	9	See Chart 2 (Tech Info Section)	100 500† 1000†	30.5 152.4 304.8	9.8 45.0 88.0	4.4 20.4 40.0	.007 .18	.015 .38	.293 .308	7.44 7.82	33	108	60	197
	83662	NEC: CMP CEC: CMP FT6	12	See Chart 2 (Tech Info Section)	100 500† 1000†	30.5 152.4 304.8	11.9 55.5 109.0	5.4 25.2 49.5	.007 .18	.015 .38	.308 .336	7.82 8.51	33	108	60	197	

Suitable for Outdoor and Direct Burial applications.

TC = Tinned Copper

*Capacitance between conductors.


**Capacitance between one conductor and other conductors connected to shield.

† Spools are one piece, but length may vary ±10% from length shown.

Plenum-Rated

Overall Foil/Braid Shield

Audio, Control and Instrumentation Cables

Description	Part No.	UL NEC/ C(UL) CEC Type	No. of Cond.	Color Code	Standard Lengths		Standard Unit Weight		Insulation Thickness		Jacket Thickness		Nominal OD		Nominal Capacitance			
					Ft.	m	Lbs.	kg	Inch	mm	Inch	mm	Inch	mm	* pF/ Ft.	* pF/ m	** pF/ Ft.	** pF/ m
16 AWG Stranded (19x29) TC Conductors • Conductors Cabled • Overall Beldfoil® (100% Coverage) + TC Braid Shield (85% Coverage)																		
Plenum • FEP Insulation • Red FEP Jacket																		
	300V RMS	83702	NEC: CMP CEC: CMP FT6	2	See Chart 2 (Tech Info Section)	100 500† 1000†	30.5 152.4 304.8	5.2 18.5 40.0	2.4 8.4 18.2	.007 .18 .18	.014 .36 .36	.196 4.98	35	115	63	207		
		83703	NEC: CMP CEC: CMP FT6	3	See Chart 2 (Tech Info Section)	500† 1000†	152.4 304.8	23.0 50.0	10.5 22.7	.007 .18	.014 .36	.206 5.23	35	115	63	207		
		83704	NEC: CMP CEC: CMP FT6	4	See Chart 2 (Tech Info Section)	100 500† 1000†	30.5 152.4 304.8	8.0 29.0 62.0	3.6 13.2 28.1	.007 .18 .18	.014 .36 .36	.223 5.66	35	115	63	207		
		83706	NEC: CMP CEC: CMP FT6	6	See Chart 2 (Tech Info Section)	100 500† 1000†	30.5 152.4 304.8	9.7 44.5 87.0	4.4 20.2 39.5	.007 .18 .18	.014 .36 .36	.265 6.73	35	115	63	207		
		83709	NEC: CMP CEC: CMP FT6	9	See Chart 2 (Tech Info Section)	100 500† 1000†	30.5 152.4 304.8	11.5 61.0 120.0	5.2 27.7 54.5	.007 .18 .18	.014 .36 .36	.307 7.80	35	115	63	207		
		83712	NEC: CMP CEC: CMP FT6	12	See Chart 2 (Tech Info Section)	100 500† 1000†	30.5 152.4 304.8	14.8 78.0 153.0	6.8 35.4 69.5	.007 .18 .18	.014 .36 .36	.344 8.74	35	115	63	207		
		83715	NEC: CMP CEC: CMP FT6	15	See Chart 2 (Tech Info Section)	100 500† 1000†	30.5 152.4 304.8	18.1 95.0 190.0	8.3 43.1 86.3	.007 .18 .18	.014 .36 .36	.407 10.34	35	115	63	207		
		83719	NEC: CMP CEC: CMP FT6	19	See Chart 2 (Tech Info Section)	100 500† 1000†	30.5 152.4 304.8	21.8 113.5 227.0	9.9 51.5 103.0	.007 .18 .18	.014 .36 .36	.403 10.24	35	115	63	207		

Suitable for Outdoor and Direct Burial applications.

TC = Tinned Copper

* Capacitance between conductors.

**Capacitance between one conductor and other conductors connected to shield.

† Spools are one piece, but length may vary ±10% from length shown.