

Analog Multi-Pair Snake Cable

High-Flex and NEC Rated Cables



Especially designed for the broadcast industry, Belden's full family of multi-pair audio "Snake" cables feature options and construction for virtually every application.

Applications

Snake cables are used to connect multiple audio channels in low-level (microphone) and high-level (line) componentry such as console board equipment for recording studios, radio television stations, post-production facilities, and sound system installations. With Belden's individually shielded and jacketed snakes, pairs can be split out of the overall jacket for any length and connectorized directly without the need for heat shrink tubing or costly and time-consuming preparation. 22 AWG and 24 AWG sizes are also ideal for punch down connector applications.

Numbered and Color Coded

Jacketed pairs are individually numbered and color coded (following the familiar resistor color code) for easy identification.

Low-Capacitance Design

Belden's 1200 Series Snake Cables feature a low-capacitance design in a flexible, high-performance construction.

New "French Braid" Shield

Belden's patented "French Braid" shield is a double spiral (double serve) bare copper shield with the two spirals tied together by one weave. This improves flex life over standard spiral shields, improves flexibility over conventional braid shields, and lowers microphonic or triboelectric noise.

The "French Braid" is easy to terminate since it is not fully woven. It also provides for lower DC loop resistance than a single spiral braid. The "French Braid" is featured on Belden's FleXsnake® Cables (1900 Series) and Quad Snake Cables (7880 Series).

How to Choose a Snake Cable

Permanent Installations

For installed jobs, where you must have an NEC rating, choose your preferred pair-count from within one of the following Belden® snake cable series:

1400R Series Page 19.19

CMR Rated
24 AWG
Individually Shielded and Jacketed Pairs

1500C Series Page 19.20

Flexible, CM Rated
24 AWG
Individually Shielded and Jacketed Pairs

1800R Series Page 19.22

CMR Rated
22 AWG
Individually Shielded and Jacketed Pairs

8769-8778/9767-9769 Series Page 19.24

CM Rated
22 AWG
Individually Shielded Pairs

80000 Series Page 19.25

CMP Rated (Plenum-Rated)
22 AWG
Individually Shielded Pairs

6540PA Series Page 19.26

CMP Rated (Plenum-Rated)
22 AWG
Individually Shielded Pairs

Temporary Installations or Field Use

For non-installed jobs, where cable flexibility is more important than NEC rating, choose your preferred pair-count from these snake cables series:

1500C Series Page 19.20

Flexible, CM Rated
24 AWG
Individually Shielded and Jacketed Pairs

1200B Series Page 19.23

Flexible, Low-Capacitance
22 AWG
Individually Shielded and Jacketed Pairs

1900A Series Page 19.21

Super-Flexible
24 AWG
Individually Shielded and Jacketed Pairs with "French Braid" Shield

7880A Series Page 19.18

Super-Flexible Star Quads
26 AWG
Individually Shielded and Jacketed Quads with "French Braid" Shield

For AES/EBU Digital Multi-Snake Cables
See Pages 19.28 -19.30

Analog Multi-Quad Snake Cable

Super-Flexible, High-Performance Cables
Individually Shielded and Jacketed Quads



Individually Shielded and Jacketed Quads

Not NEC Rated

Product Description

26 AWG* stranded (19x38) bare copper conductor. Polyethylene insulation. Quads individually shielded with bare copper "French Braid," each quad with 26 AWG tinned copper drain wire. Color-coded PVC inner jackets (see table below) with overall Matte Black PVC jacket and 20 AWG tinned copper drain wire.

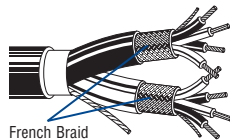
Color Code: Blue, White, Blue w/White stripe, White w/Blue stripe.

Specifications

Nominal OD — Conductor	.020" (.51mm)
Nominal OD — Insulation	.045" (1.14mm)
Inner Quad Jacket OD	.157" (3.99mm)
Nominal DCR	
Conductor	36.0 Ω/M' (11.8 Ω/km)
Shield (Inner Pair)	6.8 Ω/M' (2.23 Ω/km)
Voltage Rating	100V RMS
Temperature Rating	60°C
Nominal Impedance	40Ω
Nominal Velocity of Propagation	66%
Nominal Capacitance	
Between Conductors and Shield	39 pF/Ft. (129 pF/m)
Between Conductors in Quad Config.	57 pF/Ft. (188 pF/m)

DCR = DC Resistance

*22 AWG equivalent DCR when connected to a 3-pin XLR



French Braid

Part No.	No. of Quads	Standard Lengths		Standard Unit Weight		Nominal OD	
		Ft.	m	Lbs.	kg	Inch	mm

Super-Flexible Quads

26 AWG							
7884A	2	250	76.2	27.0	12.3	.458	11.63
		500 [†]	152.4	49.0	22.2		
		1000 [†]	304.8	98.0	44.4		
7885A	4	250	76.2	36.3	16.4	.498	12.65
		500 [†]	152.4	70.0	31.8		
		1000 [†]	304.8	136.0	61.7		
7886A	8	500 [†]	152.4	146.5	66.6	.782	19.86
		1000 [†]	304.8	314.0	142.4		
7887A	12	250	76.2	89.5	40.6	.828	21.03
		500 [†]	152.4	177.5	80.5		
		1000 [†]	304.8	365.0	165.6		
7888A	16	250	76.2	114.0	51.7	.938	23.83
		500 [†]	152.4	238.5	108.2		
		1000 [†]	304.8	468.0	212.3		
7889A	24	500 [†]	152.4	396.0	180.0	1.232	31.29
		1000 [†]	304.8	798.0	362.0		

[†]Length may vary -10% to +0% from length shown.

Inner Jacket Colors:

Quad No.	Jacket Color	Quad No.	Jacket Color
1	Brown	8	Gray
2	Red	9	White
3	Orange	10	Black
4	Yellow	11	Beige
5	Green	12	Pink
6	Blue	13-24	Gray (numbered)
7	Purple		

Analog Multi-Pair Snake Cable

CMR Rated Cables

Individually Shielded and Jacketed Twisted Pairs



Individually Shielded and Jacketed Pairs

NEC: CMR (CEC: CMG FT4)

Product Description

24 AWG stranded (7x30) tinned copper conductor. Polyolefin insulation. Twisted pairs individual Beldfoil® shield (100% Coverage) and have numbered and color-coded PVC jackets (see Chart 7 in Technical Information Section for colors). Pair jackets and shields are bonded so both strip simultaneously with automatic stripping equipment. Overall Beldfoil shield and 18 AWG tinned copper drain wire, plus overall Black PVC jacket and nylon rip cord.

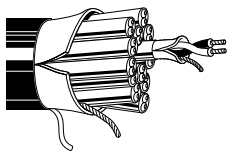
Color Code: Red, Black.

Specifications

Nominal OD — Conductor	.024" (.61mm)
Nominal OD — Insulation	.040" (1.02mm)
Inner Pair Jacket OD	.111" (2.82mm)
Approvals	
NEC	CMR
CEC	CMG FT4
Nominal DCR	
Conductor	23.3Ω/M' (76.4Ω/km)
Shield (Inner Pair)	15.9Ω/M' (52.1Ω/km)
Voltage Rating	300V RMS
Temperature Rating	75°C
Nominal Impedance	50Ω
Nominal Velocity of Propagation	66%
Nominal Capacitance	
Between Conductors	31 pF/Ft. (102 pF/m)
Between Conductor/Shield*	58 pF/Ft. (191 pF/m)

DCR = DC Resistance

*Capacitance between one conductor and other conductors connected to shield.



Part No.	No. of Pairs	Standard Lengths		Standard Unit Weight		Nominal OD	
		Ft.	m	Lbs.	kg	Inch	mm

CMR Rated Twisted Pairs NEC: CMR (CEC: CMG FT4)

24 AWG							
1408R	4	500	152.4	36.0	16.3	.346	8.79
		1000	304.8	73.0	33.2		
1409R	6	500	152.4	50.5	22.9	.412	10.46
		1000	304.8	100.0	45.4		
1410R	8	500	152.4	62.0	28.1	.446	11.33
		1000	304.8	122.0	55.3		
1411R	12	500	152.4	91.0	41.3	.555	14.10
		1000	304.8	175.0	79.4		
1412R	16	500	152.4	117.0	53.1	.622	15.80
		1000	304.8	232.0	105.2		
1413R	20	500	152.4	145.0	65.8	.704	17.88
		1000	304.8	293.0	132.9		
1414R	24	500	152.4	182.0	82.6	.801	20.35
		1000	304.8	374.0	169.6		
1415R	26	500	152.4	193.5	87.8	.816	20.73
		1000	304.8	397.0	180.1		
1416R	32	500	152.4	228.5	103.7	.890	22.61
		1000	304.8	465.0	210.9		

Analog Multi-Pair Snake Cable

Flexible, CM Rated Cables

Individually Shielded and Jacketed Twisted Pairs



Individually Shielded and Jacketed Pairs

NEC: CM (CEC: CM)

Product Description

24 AWG stranded (7x32) tinned copper conductor. Polyolefin insulation. Twisted pairs individual Beldfoil® shield (100% coverage) and have numbered and color-coded PVC jackets (see Chart 7 in Technical Information Section for colors). Jackets and shields are bonded so both strip simultaneously. Overall Beldfoil shield and 24 AWG tinned copper drain wire, plus overall Matte Black PVC jacket and nylon rip cord.

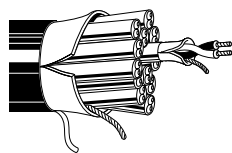
Color Code: Red, Black.

Specifications

Nominal OD — Conductor	.024" (.61mm)
Nominal OD — Insulation	.040" (1.02mm)
Inner Pair Jacket OD	.111" (2.82mm)
Approvals	
NEC	CM
CEC	CM
Nominal DCR	
Conductor	23.3Ω/M' (76.4Ω/km)
Shield (Inner Pair)	15.9Ω/M' (52.2Ω/km)
Voltage Rating	300V RMS
Temperature Rating	75°C
Nominal Impedance	50Ω
Nominal Velocity of Propagation	66%
Nominal Capacitance	
Between Conductors	31 pF/Ft. (102 pF/m)
Between Conductor/Shield*	58 pF/Ft. (191 pF/m)

DCR = DC Resistance

*Capacitance between one conductor and other conductors connected to shield.



Part No.	No. of Pairs	Standard Lengths		Standard Unit Weight		Nominal OD	
		Ft.	m	Lbs.	kg	Inch	mm

Flexible, CM Rated Twisted Pairs NEC: CM (CEC: CM)

24 AWG							
1509C	2	500	152.4	24.0	10.9	.301	7.65
		1000	304.8	46.0	20.9		
1510C	4	500	152.4	35.5	16.1	.352	8.94
		1000	304.8	72.0	32.6		
1511C	6	500	152.4	52.0	23.6	.418	10.61
		1000	304.8	102.0	46.3		
1512C	8	500	152.4	65.5	29.7	.452	11.48
		1000	304.8	124.0	56.3		
1513C (DT-12)	12	500	152.4	89.5	40.6	.561	14.25
		1000	304.8	178.0	80.7		
1514C	16	500	152.4	122.5	55.6	.628	15.95
		1000	304.8	241.0	109.3		
1515C	20	500	152.4	142.5	64.6	.710	19.56
		1000	304.8	288.0	130.6		
1516C	24	500	152.4	180.5	81.9	.807	20.50
		1000	304.8	371.0	168.3		
1517C	26	500	152.4	187.5	85.1	.823	20.90
		1000	304.8	385.0	174.6		
1518C	32	500	152.4	236.5	107.3	.897	22.78
		1000	304.8	481.0	218.2		
1519C	52	500	152.4	372.5	169.0	1.117	28.37
		1000	304.8	731.0	331.6		

Analog Multi-Pair Snake Cable

FlexSnake® Super-Flexible, High-Performance Cables
Individually Shielded and Jacketed Twisted Pairs



Individually Shielded and Jacketed Pairs

Not NEC Rated

Product Description

24 AWG stranded (41x40) bare copper conductor. Polyolefin insulation. Twisted pairs individually shielded with double serve "French Braid" (93% coverage) with tinned copper drain wire. Pairs have numbered and color-coded PVC jackets (see Chart 7 in Technical Information Section for colors). Overall Black PVC jacket.

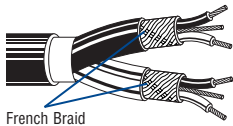
Color Code: Red, Black.

Specifications

Nominal OD — Conductor	.023" (.58mm)
Nominal OD — Insulation	.040" (1.02mm)
Inner Pair Jacket OD	.119" (3.02mm)
Nominal DCR	
Conductor	25.5Ω/M' (83.7Ω/km)
Shield (Inner Pair)	7.2Ω/M' (23.6Ω/km)
Voltage Rating	300V RMS
Temperature Rating	60°C
Nominal Impedance	60Ω
Nominal Velocity of Propagation	66%
Nominal Capacitance	
Between Conductors	26 pF/Ft. (85 pF/m)
Between Conductor/Shield*	47 pF/Ft. (154 pF/m)

DCR = DC Resistance

*Capacitance between one conductor and other conductors connected to shield.



French Braid

Part No.	No. of Pairs	Standard Lengths		Standard Unit Weight		Nominal OD	
		Ft.	m	Lbs.	kg	Inch	mm

FlexSnake Super-Flexible Twisted Pairs

24 AWG							
1902A	2	250	76.2	12.0	5.5	.330	8.38
		500 †	152.4	27.5	12.5		
		1000 †	304.8	53.0	24.1		
1904A	4	250	76.2	19.8	9.0	.372	8.45
		500 †	152.4	40.5	18.4		
		1000 †	304.8	78.0	35.5		
1906A	6	250	76.2	28.5	12.9	.449	11.40
		500 †	152.4	55.5	25.2		
		1000 †	304.8	111.0	50.5		
1908A	8	250	76.2	36.0	16.3	.482	12.20
		500 †	152.4	72.5	32.9		
		1000 †	304.8	141.0	64.0		
1912A	12	250	76.2	51.8	23.5	.602	15.30
		500 †	152.4	102.5	46.6		
		1000 †	304.8	202.0	91.6		
1916A	16	250	76.2	71.0	32.2	.683	17.30
		500 †	152.4	138.0	62.7		
		1000 †	304.8	279.0	126.6		
1924A	24	250	76.2	108.0	49.0	.825	21.00
		500 †	152.4	214.5	97.3		
		1000 †	304.8	437.0	198.2		
1932A	32	250	76.2	135.3	61.4	.968	24.60
		500 †	152.4	274.0	124.3		
		1000 †	304.8	539.0	244.5		

†Length may vary -10% to +0% from length shown.

Analog Multi-Pair Snake Cable

CMR Rated Cables

Individually Shielded and Jacketed Twisted Pairs



Individually Shielded and Jacketed Pairs

NEC: CMR (CEC: CMG FT4)

Product Description

22 AWG stranded (7x30) tinned copper conductor. Polyolefin insulation. Twisted pairs individual bonded Beldfoil® shield and have numbered and color-coded PVC jackets (see Chart 7 in Technical Information Section for colors). Jackets and shields are bonded so both strip simultaneously. Overall Beldfoil shield plus overall Black PVC jacket and nylon rip cord.

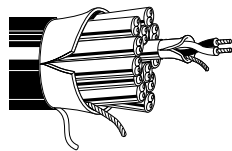
Color Code: Red, Black.

Specifications

Nominal OD — Conductor	.030" (.76mm)
Nominal OD — Insulation	.050" (1.27mm)
Drain Wire	
Individual Pairs	22 AWG
Overall: 1814R	22 AWG
Overall: 1815R – 1823R	18 AWG
Inner Pair Jacket OD	.133" (3.38mm)
Approvals	
NEC	CMR
CEC	CMG FT4
Nominal DCR	
Conductor	14.8Ω/M' (52.5Ω/km)
Shield (Inner Pair)	14.1Ω/M' (46.3Ω/km)
Voltage Rating	300V RMS
Temperature Rating	60°C
Nominal Impedance	50Ω
Nominal Velocity of Propagation	66%
Nominal Capacitance	
Between Conductors	31 pF/Ft. (102 pF/m)
Between Conductor/Shield*	56 pF/Ft. (184 pF/m)

DCR = DC Resistance

*Capacitance between one conductor and other conductors connected to shield.



Part No.	No. of Pairs	Standard Lengths		Standard Unit Weight		Nominal OD	
		Ft.	m	Lbs.	kg	Inch	mm

CMR Rated Twisted Pairs NEC: CMR (CEC: CMG FT4)

22 AWG							
1814R	2	500	152.4	30.0	13.6	.330	8.38
		1000	304.8	59.0	26.8		
1815R	4	500	152.4	45.0	20.4	.384	9.74
		1000	304.8	91.0	41.3		
1816R	6	500	152.4	65.0	29.5	.462	11.73
		1000	304.8	131.0	59.6		
1817R	8	500	152.4	80.0	36.3	.503	12.78
		1000	304.8	152.0	68.9		
1818R	12	500	152.4	121.0	54.9	.638	16.21
		1000	304.8	241.0	109.3		
1819R	16	500	152.4	180.0	81.6	.776	19.71
		1000	304.8	364.0	165.0		
1820R	20	500	152.4	216.0	98.0	.865	21.97
		1000	304.8	442.0	200.1		
1821R	24	500	152.4	263.5	119.5	.969	24.61
		1000	304.8	518.0	235.0		
1822R	26	500	152.4	280.5	127.2	.989	25.12
		1000	304.8	552.0	250.4		
1823R	32	500	152.4	335.5	152.2	1.072	27.23
		1000	304.8	692.0	313.9		

Length may vary -10% to +0% from length shown.

Analog Multi-Pair Snake Cable

Flexible, Low-Capacitance Cables

Individually Shielded and Jacketed Twisted Pairs



Individually Shielded and Jacketed Pairs

Not NEC Rated

Product Description

22 AWG stranded (7x30) tinned copper conductor. Datalene® insulation. Twisted pairs individual Beldfoil® shield (100% Coverage) and have numbered and color-coded PVC jackets (see Chart 7 in Technical Information Section for colors). Pair jackets and shields are bonded so both strip simultaneously with automatic stripping equipment. Overall Matte Black PVC jacket and nylon rip cord.

Datalene insulation features include a low dielectric constant and a low dissipation factor for high-speed, low-distortion data handling. Physical properties include good crush resistance and light weight.

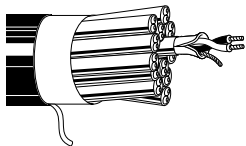
Color Code: Red, Black.

Specifications

Nominal OD — Conductor	.030" (.76mm)
Nominal OD — Insulation	.060" (1.52mm)
Inner Pair Jacket OD	.153" (3.89mm)
Nominal DCR	
Conductor	15.0Ω/M' (52.5Ω/km)
Shield (Inner Pair)	10.6Ω/M' (34.8Ω/km)
Voltage Rating	150V RMS
Temperature Rating	60°C
Nominal Impedance	70Ω
Nominal Velocity of Propagation	78%
Nominal Capacitance	
Between Conductors	19 pF/Ft. (62 pF/m)
Between Conductor/Shield*	35 pF/Ft. (115 pF/m)

DCR = DC Resistance

*Capacitance between one conductor and other conductors connected to shield.



Part No.	No. of Pairs	Standard Lengths		Standard Unit Weight		Nominal OD	
		Ft.	m	Lbs.	kg	Inch	mm

Flexible, Low-Capacitance Twisted Pairs

22 AWG							
1217B	4	500	152.4	53.0	24.0	.458	11.63
		1000	304.8	107.0	48.5		
1218B	6	500	152.4	79.5	36.1	.578	14.68
		1000	304.8	152.0	68.9		
1219B	9	500	152.4	115.5	52.4	.700	17.78
		1000	304.8	234.0	106.1		
1220B	12	500	152.4	141.0	70.0	.760	19.30
		1000	304.8	286.0	129.7		
1222B	16	500	152.4	188.0	85.3	.852	21.64
		1000	304.8	384.0	174.2		
1225B	20	500	152.4	240.0	108.8	.960	24.38
		1000	304.8	471.0	213.6		
1427B	24	1000	304.8	588.0	266.7	1.088	27.64
1221B	28	500	152.4	335.0	152.0	1.140	28.96
		1000	304.8	676.0	306.6		
1226B	32	500	152.4	369.0	167.4	1.183	30.05
		1000	304.8	744.0	337.5		
1428B†	52	1000	304.8	1141.0	517.5	1.496	38.00

†1428B available by special order. Please contact Belden for lead time.

Analog Multi-Pair Snake Cable

CM Rated Cables

Individually Shielded Twisted Pairs



Individually Shielded Pairs

NEC: CM (CEC: CM)

Product Description

22 AWG stranded (7x30) tinned copper conductors. Polypropylene insulation. Twisted pairs individually Beldfoil® shielded (100% Coverage). Overall Chrome PVC jacket and 22 AWG stranded tinned copper drain wire.

Color Code: See Chart 3 (in Technical Information Section)

Specifications

Nominal OD — Conductor	.030" (.76mm)
Nominal OD — Insulation	.050" (1.27mm)

Approvals	
NEC	CM
CEC	CM

UL Ratings	UL AWM Style 2919
-------------------	-------------------

Voltage Rating	30V RMS
-----------------------	---------

Temperature Rating	80°C
---------------------------	------

Nominal DCR	
Conductor	15.0Ω/M' (52.5Ω/km)
Shield	10.6Ω/M' (34.8Ω/km)

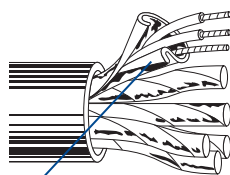
Nominal Impedance	50Ω
--------------------------	-----

Nominal Velocity of Propagation	66%
--	-----

Nominal Capacitance	
Between Conductors	30 pF/Ft. (98 pF/m)
Between Conductor/Shield*	55 pF/Ft. (180 pF/m)

DCR = DC Resistance

*Capacitance between one conductor and other conductors connected to shield.



Z-Fold®

Part No.	No. of Pairs	Standard Lengths		Standard Unit Weight		Nominal OD	
		Ft.	m	Lbs.	kg	Inch	mm

CM Rated Twisted Pairs NEC: CM (CEC: CM)

22 AWG							
8777	3	100	30.5	4.7	2.1	.273	6.93
		250	76.2	10.0	4.5		
		U-500	U-152.4	21.0	9.5		
		500	152.4	20.0	9.1		
		U-1000	U-304.8	41.0	18.6		
		1000	304.8	44.0	20.0		
		1640	499.9	70.5	32.0		
		3280	999.7	141.0	64.0		
		5000	1524.0	215.0	97.5		
		10000†	3048.0	460.0	208.7		

For Plenum versions of 8777, see 88777, 87777 or 82777.

8778	6	100	30.5	8.4	3.8	.362	9.19
		250	76.2	19.0	8.6		
		500	152.4	43.0	19.5		
		1000	304.8	83.0	37.7		

For Plenum versions of 8778, see 88778, 87778 or 82778.

8774	9	100	30.5	11.5	5.2	.417	10.59
		250	76.2	29.5	13.4		
		500	152.4	57.5	26.1		
		1000	304.8	113.0	51.3		
8775	11	100	30.5	12.1	5.5	.464	11.79
		500	152.4	65.5	29.7		
		1000	304.8	130.0	59.0		
9768	12	100	30.5	13.2	6.0	.464	11.79
		250	76.2	36.5	16.6		
		500	152.4	73.5	33.4		
		1000	304.8	143.0	65.0		
8776	15	100	30.5	17.8	8.1	.548	13.92
		250	76.2	49.5	22.5		
		500	152.4	98.0	44.5		
		1000	304.8	197.0	89.5		
9769	17	100	30.5	20.0	9.1	.577	14.66
		500	152.4	109.0	49.5		
		1000	304.8	215.0	97.7		
8769	19	100	30.5	22.9	10.4	.603	15.32
		500	152.4	123.0	55.8		
		1000	304.8	244.0	110.7		
8773	27	100	30.5	33.9	15.4	.709	18.00
		250	76.2	83.8	38.0		
		500	152.4	163.0	73.9		
		1000	304.8	341.0	154.7		
9767	37	500††	152.4	224.0	101.8	.800	20.32
		1000††	304.8	481.0	218.6		

† Final put-ups may vary -10 to +20% from length shown, and may contain 2 pieces.

Minimum length of any one piece will be 1500 ft.

†† Spools are one piece, but length may vary -0 to +20% from length shown.

Analog Multi-Pair Snake Cable

CMP Rated (Plenum) Cables
Individually Shielded Twisted Pairs



Individually Shielded Pairs

NEC: CMP (CEC: CMP FT6)

Product Description

22 AWG stranded (7x30) tinned copper conductors. FEP insulation. Twisted pairs individually Beldfoil® shielded (100% Coverage). Overall jacket per table below. 22 AWG stranded tinned copper drain wire.

Color Code: See Chart 3 (in Technical Information Section)

Specifications

Nominal OD — Conductor .030" (.76mm)

Nominal OD — Insulation .050" (1.27mm)

Overall Jacket

88000 Series FEP
87000 Series PVDF
82000 Series Flamarrest®

Approvals

NEC CMP
CEC CMP FT6

UL Ratings

Non-conduit

Voltage Rating

300V RMS

Temperature Rating

88000 Series 200°C
87000 Series 150°C
82000 Series 60°C

Nominal DCR

Conductor 16.0Ω/M' (52.5Ω/km)
Shield 11.3Ω/M' (37.1Ω/km)

Nominal Impedance

82000 Series 46Ω
87000, 88000 Series 50Ω

Nominal Velocity of Propagation

82000 Series 62%
87000, 88000 Series 69%

Nominal Capacitance (82000 Series)

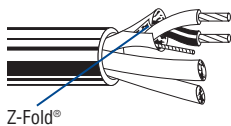
Between Conductors 35 pF/Ft. (115 pF/m)
Between Conductor/Shield* 76 pF/Ft. (249 pF/m)

Nominal Capacitance (87000, 88000 Series)

Between Conductors 31 pF/Ft. (102 pF/m)
Between Conductor/Shield* 67 pF/Ft. (220 pF/m)

DCR = DC Resistance • FEP = Fluorinated Ethylene Propylene

*Capacitance between one conductor and other conductors connected to shield.



Part No.	No. of Pairs	Standard Lengths		Standard Unit Weight		Nominal OD	
		Ft.	m	Lbs.	kg	Inch	mm

Plenum-Rated Twisted Pairs NEC: CMP (CEC: CMP FT6)

22 AWG							
88777	3	100	30.5	6.0	2.7	.234	5.94
		500†	152.4	19.0	8.6		
		1000†	304.8	42.0	19.1		
88778	6	100	30.5	7.0	3.2	.309	7.85
		500†	152.4	38.5	17.5		
		1000†	304.8	75.0	34.1		
87777	3	500†	152.4	18.0	8.2	.234	5.94
		1000†	304.8	40.0	18.2		
87778	6	500†	152.4	37.5	17.0	.309	7.85
		1000†	304.8	73.0	33.2		
82777	3	U-500†	U-152.4	19.5	8.9	.237	6.02
		U-1000	U-304.8	38.0	17.3		
		1000†	304.8	39.0	17.7		
82778	6	1000†	304.8	71.0	32.2	.314	7.98

†Spools and/or UnReel® cartons are one piece, but length may vary ±10% for spools and UnReel U-500 and -10% to +5% for UnReel U-1000 from length shown.

Analog Multi-Pair Snake Cable

CMP Rated (Plenum) Cables
Individually Shielded Twisted Pairs



Individually Shielded Pairs

NEC: CMP (CEC: CMP FT6)

Product Description

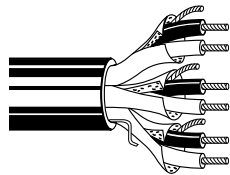
22 AWG stranded (7x30) bare copper conductor. FEP insulation. Twisted pairs individual Beldfoil® shield (100% Coverage) with drain wire. Multiple pairs cable together. Overall Gray fluorocopolymer jacket and rip cord. Sequential footage marking every two feet.

Color Code: See Chart 3 (in Technical Information Section)

Specifications

Nominal OD — Conductor	.029" (.74mm)
Nominal OD — Insulation	.049" (1.24mm)
Insulation Thickness	.010" (.254mm)
Shield	Beldfoil
Outer Jacket Thickness	
2- to 12-pair	.015" (.38mm)
16-pair (6549PA)	.018" (.46mm)
Approvals	
NEC	CMP
CEC	CMP FT6
Voltage Rating	300V
Temperature Rating	75°C
Nominal DCR	
Conductor	16.4Ω/M' (53.8Ω/km)
Shield	15.3Ω/M' (50.2Ω/km)
Nominal Impedance	50Ω
Nominal Velocity of Propagation	69%
Nominal Capacitance	27.5 pF/Ft. (90.2 pF/m)

DCR = DC Resistance • FEP = Fluorinated Ethylene Propylene



Part No.	No. of Pairs	Standard Lengths		Standard Unit Weight		Nominal OD	
		Ft.	m	Lbs.	kg	Inch	mm

Plenum-Rated Twisted Pairs NEC: CMP (CEC: CMP FT6)

22 AWG							
6541PA	2	500	152	13.5	6.1	.214	5.44
		U-1000	U-305	26.0	11.8		
		1000	305	27.0	12.2		
6542PA	3	1000	305	36.0	16.4	.228	5.79
6543PA	4	1000	305	45.0	20.4	.252	6.40
6545PA	6	1000	305	60.0	27.2	.300	7.62
6546PA	8	1000	305	85.0	38.6	.332	8.43
6548PA	12	1000	305	125.0	56.7	.408	10.36
6549PA	16	1000	305	162.0	73.5	.457	11.61