

Standard Analog Video Cable

75 Ohm Miniature Coax



Belden standard video cables are typically used in non-critical video applications such as video equipment rack wiring, closed circuit TV (CCTV), master antenna TV(MATV) and color or monochrome video monitor hook-ups. Applications such as these do not require Precision Video coaxes which have extremely tight electrical tolerances. (See Precision Video cables, pages 19.49 through 19.58.)

Standard video coaxes are available in both solid and stranded designs. Stranded designs are recommended for flexing applications such as interconnection of CCTV cameras with pan and tilt capabilities, or remote camera hook-ups where the cable is constantly being spooled and despoiled from a reel. Belden's Brilliance high-flex part no. 8241F is ideal for these types of applications.

Video coax cables have a characteristic impedance of 75 ohms. This value was not chosen arbitrarily. Physics shows that optimum attenuation characteristics occur at 77 ohms. Materials and design lead to the selection of 75 ohms as the optimum compromise for low power applications.

Description	Part No.	UL NEC/ C(UL) CEC Type	Standard Lengths		Standard Unit Weight		Conductor (stranding) Diameter Nom. DCR	Insulation Diameter		Shielding Materials Nom. DCR	Nominal OD		Nom. Imp. (Ω)	Nom. Vel. of Prop.	Nominal Capacitance		Nominal Attenuation		
			Ft.	m	Lbs.	kg		Inch	mm		Inch	mm			pF/Ft.	pF/m	MHz	dB/100 Ft.	dB/100m
30 AWG Stranded (7x38) .012" Tinned Copper Conductor • Tinned Copper Braid Shield (89% Coverage)																			
Foam HDPE Insulation • Black PVC Jacket																			
UL AWM Style 1375 (30V 60°C)	9221	—	100	30.5	1.5	1.0	30 AWG (7x38) .012"	.058	1.47	TC Braid 89% Shield Coverage	.097	2.46	75	78%	17.3	56.8	1	.7	2.3
			U-500	U-152.4	4.0	1.8	TC			11.7Ω/M'							4	1.3	4.3
			500	152.4	4.0	1.8	100.0Ω/M'			38.4Ω/km							5	1.6	5.2
							328.0Ω/km										10	2.2	7.2
																	50	5.1	16.7
																	100	7.3	23.9
																	200	10.5	34.4
																	400	15.5	50.9
																	1000	26.6	87.3

27 AWG Stranded (7x35) .017" Bare Copper-covered Steel Conductor • Tinned Copper Braid Shield (93% Coverage)																			
Polyethylene Insulation • Black PVC Jacket																			
UL AWM Style 1354 (30V 60°C) (1700V non-UL)	8218	—	U-500	U-152.4	8.5	3.9	27 AWG (7x35) .017"	.100	2.54	TC Braid 93% Shield Coverage	.150	3.81	75	66%	20.5	67.3	1	1.2	3.9
			500	152.4	8.0	3.6	BCCS			5.7Ω/M'							10	2.4	7.9
			U-1000	U-304.8	16.0	7.3	120.0Ω/M'			18.7Ω/km							50	4.2	13.8
			1000	304.8	14.0	6.4	393.7Ω/km										100	5.7	18.7
																	200	8.3	27.2
																	400	12.1	39.7
																	700	16.5	54.1
																	900	19.0	62.3
																	1000	20.0	65.6

Miniature • 25 AWG Solid .018" Tinned Copper Conductors • Duobond® (100% Coverage) + TC Braid Shield (95% Coverage)																			
Gas-injected Foam HDPE Insulation • Black PVC Jacket																			
1281R <small>new</small>	NEC: CMR	1	1000	304.8	8.0	3.6	25 AWG (solid) .018" TC	.074	1.88	Duobond (100%) + TC Braid	.114	2.90	75	80%	17.0	55.8	1	.5	1.7
	CEC: CMG						34.0Ω/M'			5.4Ω/M'							5	1.2	3.8
							111.6Ω/km			17.7Ω/km							50	3.7	12.1
																	100	4.9	16.1
																	200	6.7	22.0
																	400	9.5	31.2
																	700	13.4	44.0
																	900	15.0	49.2
																	1000	15.8	51.8
																	3000	31.2	102.4

Plenum • FPFA Insulation • Black Flamarrest® Jacket																			
1282P <small>new</small>	NEC: CMP	1	1000	304.8	10.0	4.5	25 AWG (solid) .018" TC	.074	1.88	Duobond (100%) + TC Braid	.114	2.90	75	81%	17.0	55.8	1	.4	1.3
	CEC: CMP FT6						31.8Ω/M'			5.8Ω/M'							5	.9	3.0
							104.3Ω/km			19.0Ω/km							50	3.7	12.1
																	100	5.0	16.4
																	200	7.0	23.0
																	400	10.0	32.8
																	700	14.5	47.6
																	900	17.0	55.8
																	1000	17.5	57.4
																	3000	37.0	121.4

BCCS = Bare Copper-covered Steel • DCR = DC Resistance • FPFA = Foam Perfluoroalkoxy • HDPE = High-density Polyethylene • TC = Tinned Copper

Standard Analog Video Cable

75 Ohm High-Frequency Cables

Conformable® Coax Cable



Description	Part No.	UL NEC/ C(UL) CEC Type	Standard Lengths		Standard Unit Weight		Conductor (stranding) Diameter Nom. DCR	Insulation Diameter		Shielding Materials Nom. DCR	Nominal OD		Nom. Imp. (Ω)	Nom. Vel. of Prop.	Nominal Capacitance		Nominal Attenuation		
			Ft.	m	Lbs.	kg		Inch	mm		Inch	mm			pF/Ft.	pF/m	MHz	dB/100 Ft.	dB/100m

29 AWG Solid .011" Silver-coated Copper-covered Steel Conductor • Copper-Tin Composite Shield (100% Coverage)

TFE Teflon® Insulation • Unjacketed

UL AWM	1672A*	—	500 ^{††}	152.4	7.5	3.4	29 AWG	.062	1.57	CT	.087	2.21	75	69.5%	19.5	64.0	1	1.6	5.3
Style 10245			1000 ^{††}	304.8	14.0	6.4	(solid)			Composite							10	1.8	5.9
(30V 105°C)							.011"			100% Shield							50	4.1	13.5
(1500V RMS 200°C non-UL)							SCCCS			Coverage							100	6.5	21.3
							205.0Ω/M'			10.0Ω/M'							200	9.0	29.5
							672.4Ω/km			33.5Ω/km							400	12.8	42.0
																	700	18.0	59.1
																	1000	22.1	72.5



TFE Teflon Insulation • PVC Jacket (Black or Clear)

UL AWM	1672J*	—	100 ^{†*}	30.5	3.1	1.4	29 AWG	.062	1.57	CT	.127	3.23	75	69.5%	19.5	64.0	1	1.6	5.3
Style 10245			500 [†]	152.4	9.5	4.3	(solid)			Composite							10	1.8	5.9
(30V 105°C)			1000 ^{††}	304.8	17.0	7.7	.011"			100% Shield							50	4.1	13.5
(1500V RMS 200°C non-UL)							SCCCS			Coverage							100	6.5	21.3
							205.0Ω/M'			10.0Ω/M'							200	9.0	29.5
							672.4Ω/km			33.5Ω/km							400	12.8	42.0
																	700	18.0	59.1
																	1000	22.1	72.5



*100 ft. put-up available in Clear only.

29 AWG Solid .011" Silver-plated Copper Conductor • Copper-Tin Composite Shield (100% Coverage)

TFE Teflon Insulation • Unjacketed

UL AWM	1672B*	—	100 [†]	30.5	2.5	1.1	29 AWG	.062	1.57	CT	.087	2.21	75	69.5%	19.5	64.0	1	1.2	3.9
Style 10245			500 [†]	152.4	7.5	3.4	(solid)			Composite							10	1.8	5.9
(30V 105°C)			1000 [†]	304.8	14.0	6.4	.011"			100% Shield							50	4.1	13.5
(1500V RMS 200°C non-UL)							SPC			Coverage							100	6.5	21.3
							11.0Ω/M'			10.0Ω/M'							200	9.0	29.5
							36.9Ω/km			33.5Ω/km							400	12.8	42.0
																	700	18.0	59.1
																	1000	22.1	72.5



Non-ferrous design

CT = Copper Tin • DCR = DC Resistance • SCCC = Silver-coated Copper-covered Steel • SPC = Silver-plated Copper

Contact the Belden Customer Service Department for a Comprehensive Connector Cross Reference. **1-800-BELDEN-1**.

*Protected by one or more of U.S. Patent Nos. 4,694,122 and 5,292,001. Patent held in the U.S., Singapore, Australia, Germany, France and England. Patent pending in Japan.

†May contain more than one piece. Minimum length of any one piece is 25 ft.

††500 ft. put-up: Exact 5 pieces (maximum), 50 feet minimum length
1000 ft. put-up: Exact 8 pieces (maximum), 50 feet minimum length

Teflon is a DuPont trademark.



Standard Analog Video Cable

75 Ohm Coax
RG-59/U Type



Description	Part No.	UL NEC/ C(UL) CEC Type	Standard Lengths		Standard Unit Weight		Conductor (stranding) Diameter Nom. DCR	Insulation Diameter		Shielding Materials Nom. DCR	Nominal OD		Nom. Imp. (Ω)	Nom. Vel. of Prop.	Nominal Capacitance		Nominal Attenuation		
			Ft.	m	Lbs.	kg		Inch	mm		Inch	mm			pF/Ft.	pF/m	MHz	dB/100 Ft.	dB/100m

23 AWG Solid .023" Bare Copper or Bare Copper-covered Steel Conductor • Bare Copper Braid Shield (95% Coverage)

Polyethylene Insulation • Black or Colored PVC Jacket *

UL AWM Style 1354 (30V 75°C)	8241	NEC: CM	100	30.5	4.4	2.0	23 AWG	.146	3.71	BC Braid	.240	6.09	75	66%	20.5	67.3	1	.6	2.0
VW-1		U-1000 ▲	U-304.8	38.0	17.2	BCCS			95% Shield								10	1.1	3.6
300V RMS (UL)		1000	304.8	40.0	18.1	49.0Ω/M'			Coverage								50	2.4	7.9
1700V RMS (non-UL)		2000	609.6	80.0	36.3	160.7Ω/km			2.6Ω/M'								100	3.4	11.2
		5000	1524.0	200.0	90.7				8.5Ω/km								200	4.9	16.1

For Plenum versions of 8241, see 88241 or 82241.



*U-1000 ft. put-up also available in Red, Orange, Yellow, Green, Blue or White.

Flame-retardant Semi-foam Polyethylene Insulation • Black PVC Jacket

UL AWM Style 1354 (30V 75°C)	8241A	NEC: CMG	U-1000	U-304.8	40.0	18.1	23 AWG (solid)	.146	3.71	BC Braid	.242	6.15	75	66%	20.5	67.3	1	.6	2.0
300V RMS (UL)		CEC: CMG FT4	1000	304.8	42.0	19.0	.023"			95% Shield							5	.9	3.0
							BCCS			Coverage							10	1.1	3.6
							49.0Ω/M'			2.6Ω/M'							50	2.4	7.9
							160.7Ω/km			8.5Ω/km							100	3.4	11.2



Suitable for Indoor and Outdoor applications.

Polyethylene Insulation • Black PVC Jacket

UL AWM Style 1354 (30V 80°C)	8241B	NEC: CM	U-1000	U-304.8	36.0	16.3	23 AWG (solid)	.146	3.71	BC Braid	.242	6.15	75	66%	20.5	67.3	1	.4	1.3
300V RMS (UL)		CEC: CM	1000	304.8	37.0	16.8	.023"			95% Shield							10	1.1	3.6
1700V RMS (non-UL)							BC			Coverage							50	2.4	7.9
							20.4Ω/M'			2.9Ω/M'							100	3.4	11.2
							66.9Ω/km			9.5Ω/km							200	4.9	16.1



Suitable for Indoor and Outdoor applications.

22 AWG Stranded (7x30) .030" Bare Copper Conductor • Bare Copper Braid Shield (95% Coverage)

Foam Polyethylene Insulation • PVC Jacket (Available in Matte Black, Red, Blue, Green, Yellow, White or Gray)

High-Flex 60°C	8241F	—	1000	304.8	35.0	15.9	22 AWG (7x30)	.146	3.71	BC Braid	.242	6.15	75	78%	17.3	56.8	1	.3	1.0
300V RMS (non-UL)							.030"			95% Shield							10	.9	3.0
							BC			Coverage							50	2.1	6.9
							15.0Ω/M'			2.6Ω/M'							100	3.0	9.8
							49.2Ω/km			8.5Ω/km							200	4.5	14.8



23 AWG Solid .023" Bare Copper-covered Steel Conductor • Bare Copper Braid Shield (97% Coverage)

Plenum • FEP Insulation • Black FEP Jacket

200°C	88241	NEC: CMP	500	152.4	18.0	8.2	23 AWG (solid)	.132	3.35	BC Braid	.190	4.83	75	69.5%	19.5	64.0	1	.5	1.6
300V RMS (UL)		CEC: CMP FT6	1000	304.8	36.0	16.3	.023"			97% Shield							10	1.0	3.3
1700V RMS (non-UL)							BCCS			Coverage							50	2.3	7.5
							49.0Ω/M'			2.6Ω/M'							100	3.3	10.8
							160.7Ω/km			8.5Ω/km							200	5.2	17.1



Suitable for Outdoor and Direct Burial applications.

Plenum • FEP Insulation • Natural Flamarrist® Jacket

60°C	82241	NEC: CMP	U-500	U-152.4	18.5	8.4	23 AWG (solid)	.134	3.40	BC Braid	.190	4.83	75	69.5%	19.5	64.0	1	.5	1.6
300V RMS (UL)		CEC: CMP FT6	U-1000	U-304.8	36.0	16.3	.023"			97% Shield							10	1.0	3.3
1700V RMS 75°C (non-UL)			1000	304.8	34.0	15.4	BCCS			Coverage							50	2.3	7.5
							49.0Ω/M'			2.6Ω/M'							100	3.3	10.8
							160.7Ω/km			8.5Ω/km							200	5.2	17.1



BC = Bare Copper • BCCS = Bare Copper-covered Steel • DCR = DC Resistance

Contact the Belden Customer Service Department for a Comprehensive Connector Cross Reference. 1-800-BELDEN-1. Request quotations of RG/U cables not listed.



For more information, contact Belden Technical Support: 1-800-BELDEN-1 • www.belden.com

Standard Analog Video Cable

75 Ohm Coax
RG-59/U Type



Description	Part No.	UL NEC/ C(UL) CEC Type	Standard Lengths		Standard Unit Weight		Conductor (stranding) Diameter Nom. DCR	Insulation Diameter		Shielding Materials Nom. DCR	Nominal OD		Nom. Imp. (Ω)	Nom. Vel. of Prop.	Nominal Capacitance		Nominal Attenuation		
			Ft.	m	Lbs.	kg		Inch	mm		Inch	mm			pF/Ft.	pF/m	MHz	dB/ 100 Ft.	dB/ 100m

23 AWG Solid Bare Copper-covered Steel Conductor • Bare Copper Braid Shield (95% Coverage)

Polyethylene Insulation • Black PVC Jacket																			
UL AWM	8263	NEC:	U-500	U-152.4	19.5	8.9	23 AWG	.146	3.71	BC Braid	.242	6.15	75	66%	20.5	67.3	1	.6	2.0
Style 1354		CMX:	U-1000	U-304.8	38.0	17.2	(solid)			95% Shield							10	1.1	3.6
(30V 60°C)		CEC:	1000	304.8	39.0	17.7	.023"			Coverage							50	2.4	7.9
VW-1		CMX:					BCCS			2.6Ω/M'							100	3.4	11.2
							49.0Ω/M'			8.5Ω/km							200	4.9	16.1
							160.7Ω/km										400	7.0	23.0
																	700	9.7	31.8
																	900	11.1	36.4
																	1000	12.0	39.4

150V RMS (UL), 1700V RMS (non-UL)
Non-contaminating Black PVC Jacket. Suitable for Indoor and Outdoor applications.

22 AWG Solid Bare Copper-covered Steel Conductor • Bare Copper Braid Shield (85% Coverage)

Polyethylene Insulation • Black PVC Jacket																			
UL AWM	9244	NEC:	U-500	U-152.4	18.0	8.2	22 AWG	.146	3.71	BC Braid	.242	6.15	75	66%	19.4	63.6	1	.6	2.0
Style 1354		CMX:	U-1000	U-304.8	35.0	15.9	(solid)			85% Shield							10	1.1	3.6
(30V 80°C)		CEC:	1000	304.8	36.0	16.4	.025"			Coverage							50	2.4	7.9
VW-1		CMX:	3280	1000.0	118.1	53.8	BCCS			4.5Ω/M'							100	3.4	11.2
							50.0Ω/M'			14.8Ω/km							200	4.9	16.1
							164.0Ω/km										400	7.0	23.0
																	700	9.7	31.8
																	900	11.1	36.4
																	1000	12.0	39.4

150V RMS (UL), 1700V RMS (non-UL)
Suitable for Indoor and Outdoor applications.

Foam Polyethylene Insulation • Black PVC Jacket																			
75°C	8221	—	U-500	U-152.4	18.5	8.4	22 AWG	.146	3.71	BC Braid	.242	6.15	80	78%	16.3	53.5	1	.4	1.4
300V RMS (non-UL)			500	152.4	17.0	7.7	(solid)			95% Shield							10	.9	3.0
			U-1000	U-304.8	36.0	16.3	.025"			Coverage							50	2.0	6.6
			1000	304.8	37.0	16.8	BCCS			2.6Ω/M'							100	2.9	9.5
							50.0Ω/M'			8.5Ω/km							200	4.1	13.4
							164.0Ω/km										400	5.9	19.4
																	700	7.8	25.6
																	900	8.8	28.9
																	1000	9.9	32.5

BC = Bare Copper • BCCS = Bare Copper-covered Steel • DCR = DC Resistance

Contact the Belden Customer Service Department for a Comprehensive Connector Cross Reference. **1-800-BELDEN-1**. Request quotations of RG/U cables not listed.

Standard Analog Video Cable

75 Ohm Coax
RG-59/U Type



Description	Part No.	UL NEC/ C(UL) CEC Type	Standard Lengths		Standard Unit Weight		Conductor (stranding) Diameter Nom. DCR	Insulation Diameter		Shielding Materials Nom. DCR	Nominal OD		Nom. Imp. (Ω)	Nom. Vel. of Prop.	Nominal Capacitance		Nominal Attenuation		
			Ft.	m	Lbs.	kg		Inch	mm		Inch	mm			pF/Ft.	pF/m	MHz	dB/ 100 Ft.	dB/ 100m

22 AWG Stranded (7x30) .030" Bare Copper Conductor • Bare Copper Braid Shield (95% Coverage)

Foam Polyethylene Insulation • Black PVC Jacket

UL AWM	9659	NEC:	U-500	U-152.4	19.0	8.6	22 AWG	.146	3.71	BC Braid	.242	6.15	75	78%	17.3	56.7	1	.3	1.0
Style 1354		CMX	U-1000	U-304.8	37.0	16.8	(7x30)			95% Shield							10	.9	3.0
(30V 80°C)		CEC:	1000	304.8	38.0	17.2	.030"			Coverage							50	2.1	6.9
VW-1, FT-1		CMX					BC			2.6Ω/M'							100	3.0	9.8
						15.0Ω/M'			8.5Ω/km							200	4.5	14.8	
						49.2Ω/km										400	6.6	21.6	
																700	8.9	29.2	
																900	10.1	33.1	
																1000	10.9	35.8	



Non-contaminating PVC Jacket. For CCTV, Indoor and Outdoor applications.

UL AWM	9259	NEC:	100	30.5	4.1	1.9	22 AWG	.146	3.71	BC Braid	.241	6.12	75	78%	17.3	56.7	1	.3	1.0
Style 1354		CM	U-500	U-152.4	18.0	8.2	(7x30)			95% Shield							10	.9	3.0
(30V 80°C)		CEC:	500	152.4	16.5	7.5	.030"			Coverage							50	2.1	6.9
300V RMS (UL)		CM	U-1000	U-304.8	35.0	15.9	BC			2.6Ω/M'							100	3.0	9.8
			1000	304.8	37.0	16.8	15.0Ω/M'			8.5Ω/km							200	4.5	14.8
							49.2Ω/km										400	6.6	21.7
																	700	8.9	29.2
																	900	10.1	33.1
																	1000	10.9	35.8



For CCTV, Indoor and Outdoor applications.

Plenum • Foam FEP Insulation • Black FEP Jacket

200°C	89259	NEC:	100	30.5	5.1	2.3	22 AWG	.135	3.43	BC Braid	.193	4.90	75	78%	17.3	56.7	1	.3	1.0
300V RMS (UL)		CMP	500	152.4	16.0	7.3	(7x30)			95% Shield							10	.9	3.0
		CEC:	1000	304.8	32.0	14.5	.030"			Coverage							50	2.1	6.9
		CMP FT6					BC			2.6Ω/M'							100	3.0	9.8
						15.0Ω/M'			8.5Ω/km								200	4.5	14.8
						49.2Ω/km											400	6.6	21.6
																	700	9.0	29.5
																	900	10.1	33.1
																	1000	11.0	36.1



Suitable for Outdoor and Direct Burial applications.

Plenum • Foam FEP Insulation • Natural Flamarrest® Jacket

75°C	82259	NEC:	U-1000	U-304.8	31.0	14.1	22 AWG	.135	3.43	BC Braid	.193	4.90	75	78%	17.3	56.7	1	.3	1.0
300V RMS (UL)		CMP	1000	304.8	30.0	13.6	(7x30)			95% Shield							10	.9	3.0
		CEC:					.030"			Coverage							50	2.1	6.9
		CMP FT6					BC			2.6Ω/M'							100	3.0	9.8
						15.0Ω/M'			8.5Ω/km								200	4.5	14.8
						49.2Ω/km											400	6.6	21.6
																	700	9.0	29.5
																	900	10.1	33.1
																	1000	11.0	36.1



BC = Bare Copper • DCR = DC Resistance • FEP = Fluorinated Ethylene Propylene

Contact the Belden Customer Service Department for a Comprehensive Connector Cross Reference. **1-800-BELDEN-1**. Request quotations of RG/U cables not listed.

Standard Analog Video Cable

75 Ohm Coax
RG-59/U Type



Description	Part No.	UL NEC/ C(UL) CEC Type	Standard Lengths		Standard Unit Weight		Conductor (stranding) Diameter Nom. DCR	Nominal Core OD		Shielding Materials Nom. DCR	Nominal OD		Nom. Imp. (Ω)	Nom. Vel. of Prop.	Nominal Capacitance		Nominal Attenuation		
			Ft.	m	Lbs.	kg		Inch	mm		Inch	mm			pF/Ft.	pF/m	MHz	dB/100 Ft.	dB/100m

20 AWG Solid .032" Bare Copper-covered Steel Conductor • Bare Copper Braid Shield (80% Coverage)

Foam Polyethylene Insulation • Black PVC Jacket																			
75°C	9240	—	1000†	304.8	31.0	14.1	20 AWG (solid) .032" BCCS 44.5Ω/M' 146.0Ω/km	.143	3.63	BC Braid 80% Shield Coverage 5.6Ω/M' 18.4Ω/km	.241	6.12	75	78%	17.3	56.7	1	.6	2.0
100% Sweep tested. 5 MHz to 850 MHz.																			
10 1.0 3.3																			
50 2.1 6.9																			
100 3.0 9.8																			
200 4.5 14.8																			
400 6.6 21.6																			
700 8.9 29.2																			
900 10.1 33.1																			
1000 10.9 35.8																			

20 AWG Solid .032" Bare Copper-covered Steel Conductor • Bare Copper Braid Shield (95% Coverage)

Foam Polyethylene Insulation • Black Polyethylene Jacket																			
80°C	8212	—	U-500	U-152.4	16.5	7.5	20 AWG (solid) .032" BCCS 44.5Ω/M' 146.0Ω/km	.143	3.63	BC Braid 95% Shield Coverage 2.6Ω/M' 8.5Ω/km	.242	6.15	75	78%	17.3	56.7	1	.6	2.0
100% Sweep tested. 5 MHz to 450 MHz.																			
500 152.4 15.0 6.8																			
U-1000 U-304.8 31.0 14.1																			
1000 304.8 33.0 15.0																			
10 1.0 3.3																			
50 2.1 6.9																			
100 3.0 9.8																			
200 4.5 14.8																			
400 6.6 21.6																			
700 8.9 29.2																			
900 10.1 33.1																			
1000 10.9 35.8																			

Foam Polyethylene Insulation • Black PVC Jacket

80°C	9274	NEC: CM CEC: CM	500	152.4	15.5	7.0	20 AWG (solid) .032" BCCS 44.5Ω/M' 146.0Ω/km	.143	3.63	BC Braid 95% Shield Coverage 3.5Ω/M' 11.5Ω/km	.240	6.10	75	82%	16.3	53.5	1	.6	2.0
100% Sweep tested. 5 MHz to 450 MHz.																			
1000 304.8 35.0 15.9																			
10 1.0 3.3																			
50 2.1 6.9																			
100 3.0 9.8																			
200 4.5 14.8																			
400 6.6 21.6																			
700 8.9 29.2																			
900 10.1 33.1																			
1000 10.9 35.8																			

20 AWG Solid .032" Bare Copper Conductor • Bare Copper Braid Shield (95% Coverage)

Gas-injected Foam HDPE Insulation • Black PVC Jacket																			
UL AWM Style 1354 (30V 75°C) 60°C (UL)	1426A	NEC: CM	U-1000	U-304.8	35.0	15.9	20 AWG (solid) .032" BC 10.0Ω/M' 32.8Ω/km	.145	3.68	BC Braid 95% Shield Coverage 2.6Ω/M' 8.5Ω/km	.242	6.15	75	83%	16.3	53.5	1	.3	1.0
100% Sweep tested. 5 MHz to 450 MHz.																			
10 1.0 3.3																			
50 1.9 6.2																			
100 2.6 8.5																			
200 3.6 11.8																			
400 5.0 16.4																			
700 7.0 23.0																			
900 8.0 26.3																			
1000 8.5 27.9																			

Series 59 • 20 AWG Solid .032" Bare Copper-covered Steel Conductor • Duofoil® or Duobond® + Aluminum Braid Shield (40% Coverage)

Gas-injected Foam Polyethylene Insulation • Black PVC Jacket																			
80°C	9275	NEC: CATV CM CEC: CM	U-500	U-152.4	12.0	5.5	20 AWG (solid) .032" BCCS 44.5Ω/M' 146.0Ω/km	.144	3.66	Duofoil + 40% Aluminum Braid 17.0Ω/M' 55.8Ω/km	.237	6.02	75	83%	16.2	53.1	See Chart on page 6.88		
100% Sweep tested. 5 MHz to 550 MHz.																			
U-1000* U-304.8 23.0 10.4																			
1000 304.8 24.0 10.9																			

*U-1000 ft. put-up also available in White.

80°C	9100	NEC: CATV CM CEC: CM	U-500	U-152.4	12.0	5.5	20 AWG (solid) .032" BCCS 44.5Ω/M' 146.0Ω/km	.144	3.66	Duobond II + 40% Aluminum Braid 17.0Ω/M' 55.8Ω/km	.237	6.02	75	83%	16.2	53.1	See Chart on page 6.88		
100% Sweep tested. 5 MHz to 1 GHz.																			
U-1000* U-304.8 23.0 10.4																			
1000 304.8 24.0 10.9																			

*U-1000 ft. put-up also available in White.

BC = Bare Copper • BCCS = Bare Copper-covered Steel • DCR = DC Resistance

Contact the Belden Customer Service Department for a Comprehensive Connector Cross Reference. 1-800-BELDEN-1. Request quotations of RG/U cables not listed.

†Spools and/or UnReel® cartons are one piece, but length may vary ±5% from length shown.



Standard Analog Video Cable


75 Ohm Coax
RG-6/U Type




19 • Brilliance® Broadcast

Description	Part No.	UL NEC/ C(UL) CEC Type	Standard Lengths		Standard Unit Weight		Conductor (stranding) Diameter Nom. DCR	Nominal Core OD		Shielding Materials Nom. DCR	Nominal OD		Nom. Imp. (Ω)	Nom. Vel. of Prop.	Nominal Capacitance		Nominal Attenuation		
			Ft.	m	Lbs.	kg		Inch	mm		Inch	mm			pF/Ft.	pF/m	MHz	dB/100 Ft.	dB/100m

21 AWG Solid .028" Bare Copper-covered Steel Conductor • Bare Copper Double Braid Shields (98% Coverage)


Polyethylene Insulation • Black Polyethylene Jacket																			
MATV Cable 80°C	8215	—	1000	304.8	74.0	33.6	21 AWG (solid) .028"	.185	4.70	(2) BC Braids 98% Shield Coverage	.332	8.43	75	66%	20.5	67.2	1	.4	1.3
																			
32.0Ω/M' 105.0Ω/km 1.1Ω/M' 3.6Ω/km 100% Sweep tested. 5 MHz to 450 MHz.																			
10 .8 2.6 50 1.9 6.2 100 2.7 8.9 200 4.1 13.4 400 5.9 19.4 700 8.1 26.6 900 9.4 30.8 1000 9.8 32.1																			

18 AWG Solid .037" Bare Copper Conductor • Bare Copper Double Braid Shields (98% Coverage)


Foam Polyethylene Insulation • Black PVC Jacket																			
80°C	9290	NEC: CM CEC: CM	1000 2000	304.8 609.6	59.0 118.0	26.8 53.5	18 AWG (solid) .037"	.180	4.57	(2) BC Braids 98% Shield Coverage	.288	7.32	75	81%	17.3	56.7	1	.2	.7
																			
7.5Ω/M' 24.6Ω/km 2.0Ω/M' 6.6Ω/km 100% Sweep tested. 5 MHz to 450 MHz.																			
10 .7 2.3 50 1.7 5.6 100 2.5 8.2 200 3.6 11.8 400 5.0 16.4 700 7.2 23.6 900 8.3 27.2 1000 8.8 28.9																			

Suitable for Indoor and Outdoor applications.


18 AWG Solid .040" Bare Copper Conductor • Duofoil® (100% Coverage) + Tinned Copper Braid Shield (60% Coverage)

Gas-injected Foam HDPE Insulation • Black PVC Jacket																			
UL AWM Style 1354 (30V 80°C)	9248	NEC: CM CEC: CM	U-500 500	U-152.4 152.4	16.5 15.0	7.5 6.8	18 AWG (solid) .040"	.180	4.57	Duofoil + 60% TC Braid	.270	6.86	75	82%	16.2	53.1	1	.3	1.0
																			
6.4Ω/M' 21.0Ω/km 5.6Ω/M' 18.4Ω/km For Plenum versions of 9248, see 89248 or 82248. 100% Sweep tested. 5 MHz to 450 MHz.																			
10 .7 2.3 50 1.5 4.9 100 2.0 6.6 200 2.8 9.2 400 4.0 13.1 700 5.3 17.4 900 6.1 20.0 1000 6.5 21.3																			

18 AWG Solid .040" Bare Copper Conductor • Duofoil® (100% Coverage) + Tinned Copper Braid Shield (65% Coverage)

Plenum • Foam FEP Insulation • Black FEP Jacket																			
200°C	89248	NEC: CMP CEC: CMP FT6	500 1000 2000	152.4 304.8 609.6	15.0 33.0 64.0	6.8 15.0 29.0	18 AWG (solid) .040"	.170	4.32	Duofoil + 65% TC Braid	.222	5.64	75	82%	16.5	54.1	1	.3	1.0
																			
6.4Ω/M' 21.0Ω/km 5.1Ω/M' 16.7Ω/km 100% Sweep tested. 5 MHz to 450 MHz.																			
10 .7 2.3 50 1.5 4.9 100 2.1 6.9 200 3.1 10.2 400 4.5 14.8 700 6.0 19.7 900 6.9 22.6 1000 7.3 23.9																			

Suitable for Outdoor and Direct Burial applications.

Plenum • Foam FEP Insulation • Natural Flamarrest® Jacket																			
75°C	82248	NEC: CMP CEC: CMP FT6	U-1000 1000	U-304.8 304.8	29.0 31.0	13.2 14.1	18 AWG (solid) .040"	.170	4.32	Duofoil + 65% TC Braid	.222	5.64	75	82%	16.5	54.1	1	.3	1.0
																			
6.4Ω/M' 21.0Ω/km 5.1Ω/M' 16.7Ω/km 100% Sweep tested. 5 MHz to 450 MHz.																			
10 .7 2.3 50 1.6 5.2 100 2.2 7.2 200 3.0 9.8 400 4.6 15.1 700 6.6 21.6 900 7.7 25.3 1000 8.2 26.9																			

BC = Bare Copper • BCCS = Bare Copper-covered Steel • DCR = DC Resistance • FEP = Fluorinated Ethylene Propylene • HDPE = High-density Polyethylene • TC = Tinned Copper
Contact the Belden Customer Service Department for a Comprehensive Connector Cross Reference. **1-800-BELDEN-1**. Request quotations of RG/U cables not listed.



Standard Analog Video Cable

75 Ohm Coax
RG-11/U Type



Description	Part No.	UL NEC/ C(UL) CEC Type	Standard Lengths		Standard Unit Weight		Conductor (stranding) Diameter Nom. DCR	Nominal Core OD		Shielding Materials Nom. DCR	Nominal OD		Nom. Imp. (Ω)	Nom. Vel. of Prop.	Nominal Capacitance		Nominal Attenuation		
			Ft.	m	Lbs.	kg		Inch	mm		Inch	mm			pF/Ft.	pF/m	MHz	dB/100 Ft.	dB/100m

18 AWG Stranded (7x26) .048" Tinned Copper Conductor • Bare Copper Braid Shield (97% Coverage)

Flame-retardant Semi-foam Polyethylene Insulation • Black PVC Jacket																			
80°C	8238	NEC: CM CEC: CM	500 1000	152.4 304.8	59.0 117.0	26.8 53.2	18 AWG (7x26) .048" TC 6.1Ω/M' 20.0Ω/km	.285	7.24	BC Braid 97% Shield Coverage 1.2Ω/M' 3.9Ω/km	.405	10.29	75	66%	20.5	67.2	1 10 50 100 200 400 700 900 1000	.2 .7 1.3 2.0 2.9 4.2 5.8 6.8 7.1	.6 2.2 4.3 6.6 9.5 13.8 19.0 22.3 23.3

Suitable for Indoor and Outdoor applications.

Polyethylene Insulation • Black PVC Jacket*																			
60°C	8261	CEC: CXC	500 1000	152.4 304.8	52.5 104.0	23.9 47.3	18 AWG (7x26) .048" TC 6.1Ω/M' 20.0Ω/km	.285	7.24	BC Braid 97% Shield Coverage 1.2Ω/M' 3.9Ω/km	.405	10.29	75	66%	20.5	67.2	1 10 50 100 200 400 700 900 1000	.2 .7 1.3 2.0 2.9 4.2 5.8 6.8 7.1	.6 2.2 4.3 6.6 9.5 13.8 19.0 22.3 23.3

*Non-contaminating PVC jacket. Suitable for Indoor and Outdoor applications.

14 AWG Solid .064" Bare Copper Conductor • Duofoil® (100% Coverage) + Tinned Copper Braid Shield (60% Coverage)

Gas-injected Foam HDPE Insulation • Black PVC Jacket																			
80°C	9292	—	1000	304.8	75.0	36.8	14 AWG (solid) .064" BC 2.6Ω/M' 8.5Ω/km	.280	7.11	Duofoil + 60% TC Braid 3.0Ω/M' 9.8Ω/km	.405	10.29	75	84%	16.1	52.8	1 10 50 100 200 400 700 900 1000	.2 .5 .9 1.3 1.6 2.3 3.3 4.0 4.3	.6 1.6 3.0 4.3 5.3 7.6 10.8 13.1 14.1

Suitable for Indoor and Outdoor applications.

14 AWG Solid .064" Bare Copper Conductor • Duofoil® (100% Coverage) + Tinned Copper Braid Shield (63% Coverage)

Plenum • Foam FEP Insulation • Black FEP Jacket																			
200°C	89292	NEC: CMP CATVP CEC: CMP FT6	500† 1000†	152.4 304.8	40.5 81.0	18.4 36.7	14 AWG (solid) .064" BC 2.5Ω/M' 8.2Ω/km	.274	6.96	Duofoil + 63% TC Braid 3.0Ω/M' 9.8Ω/km	.346	8.79	75	83%	16.2	53.1	1 10 50 100 200 400 700 900 1000	.2 .4 1.0 1.5 2.2 3.3 4.5 5.2 5.5	.5 1.3 3.3 4.9 7.2 10.8 14.8 17.1 18.0

14 AWG Solid .064" Bare Copper Conductor • Bare Copper Braid Shield (97% Coverage)

Gas-injected Foam HDPE Insulation • Black Polyethylene Jacket																			
80°C	8213	—	500 1000 2000	152.4 304.8 609.6	44.0 87.0 172.0	20.0 39.5 78.2	14 AWG (solid) .064" BC 2.6Ω/M' 8.5Ω/km	.285	7.24	BC Braid 97% Shield Coverage 1.1Ω/M' 3.6Ω/km	.405	10.29	75	84%	16.1	52.8	1 10 50 100 200 400 700 900 1000	.2 .4 .9 1.3 1.9 2.9 4.1 4.8 5.2	.6 1.1 3.0 4.3 6.2 9.5 13.5 15.7 17.1

Suitable for Indoor and Outdoor applications.

BC = Bare Copper • DCR = DC Resistance • FEP = Fluorinated Ethylene Propylene • HDPE = High-density Polyethylene • TC = Tinned Copper
Contact the Belden Customer Service Department for a Comprehensive Connector Cross Reference. **1-800-BELDEN-1**. Request quotations of RG/U cables not listed.

†Spools and/or UnReel® cartons are one piece, but length may vary ±10% from length shown.

