

DataTwist® 600e UTP Cable

TIA/EIA-568-B.2-1, Category 6

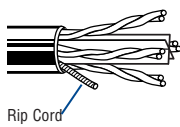
Enhanced Category 6 Bonded-Pair Cables

Certified System Cable

Description	Part No.	UL NEC/ C(UL) CEC Type	No. of Pairs	Standard Lengths		Standard Unit Wt.		Nominal OD		Max. DCR (Ω/ 100m)	Max. DCR Unbal. (%)	Max. Cap. Unbal. (pF/ 100m)	Freq. (MHz)	Max. Atten. (dB/ 100m)	Min. PSUM NEXT (dB)	Min. PSUM ACR (dB/ 100m)	Min. PSUM ELFEXT (dB/ 100m)	Input Imped. (Ω)	Min. RL (dB)
				Ft.	m	Lbs.	kg	Inch	mm										

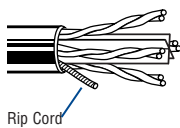
23 AWG Bonded-Pairs Solid Bare Copper Conductors • Patented E-Spline Center Member • Rip Cord • See Color Code Chart (below)

Non-Plenum • Polyolefin Insulation • PVC Jacket (Available in Red, Orange, Yellow, Green, Blue, Black, White or Gray)

	7851A	NEC: CMR CEC: CMR	4	1000	304.8	38.0	17.2	.227	5.77	8.2	3.0	65.6	1	1.9	80.3	78.5	70.8	100±12	20.0
				A-1000	A-304.8	47.0	21.3	x	x				10	5.7	65.3	59.6	50.8	100±12	25.0
								.315	8.00				31.25	10.2	57.9	47.7	40.9	100±15	25.0
													62.5	14.7	53.4	38.7	34.9	100±15	25.0
													100	18.9	50.3	31.4	30.8	100±15	25.0
													155	23.9	47.5	23.5	27.0	100±15	22.8
													200	27.5	45.8	18.3	24.8	100±15	21.7
													250	31.2	44.3	13.2	22.8	100±20	20.5
													350	37.7	40.2	4.5	19.9	100±22	19.8
													400	40.6	39.3	0.6	18.8	100±22	19.5
						500	46.2	37.8	>0*	16.8	100±22	18.4							
						550	48.8	37.2	—	16.0	100±22	18.0							
						600	51.4	36.6	—	15.2	100±22	17.6							

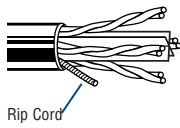
Third party verified to TIA/EIA-568-B.2-1, Category 6
U.S. Patents 5,606,151; 5,734,126; 5,789,711 and 6,297,454-B1
Jacket sequentially marked at 2 ft. intervals. Features Descending Length Marking.

Non-Plenum • Polyolefin Insulation • Gray Haloarrest® Jacket

	7851NH	NEC: CMP CEC: CMP	4	1000	304.8	39.0	17.7	.241	6.12	8.2	3.0	65.6	1	1.9	80.3	78.5	70.8	100±12	20.0
				A-1000	A-304.8	48.0	21.8	x	x				10	5.7	65.3	59.6	50.8	100±12	25.0
								.329	8.36				31.25	10.2	57.9	47.7	40.9	100±15	25.0
													62.5	14.7	53.4	38.7	34.9	100±15	25.0
													100	18.9	50.3	31.4	30.8	100±15	25.0
													155	23.9	47.5	23.5	27.0	100±15	22.8
													200	27.5	45.8	18.3	24.8	100±15	21.7
													250	31.2	44.3	13.2	22.8	100±20	20.5
													350	37.7	40.2	4.5	19.9	100±22	19.8
													400	40.6	39.3	0.6	18.8	100±22	19.5
						500	46.2	37.8	>0*	16.8	100±22	18.4							
						550	48.8	37.2	—	16.0	100±22	18.0							
						600	51.4	36.6	—	15.2	100±22	17.6							

Third party verified to TIA/EIA-568-B.2-1, Category 6
U.S. Patents 5,606,151; 5,734,126; 5,789,711 and 6,297,454-B1
Jacket sequentially marked at 1 meter intervals. Features Descending Length Marking.

Plenum • FEP Teflon® Insulation • Flammarrest® Jacket (Available in Red, Orange, Yellow, Green, Blue, Black, White or Gray)

	7852A	NEC: CMP CEC: CMP	4	1000	304.8	40.0	18.1	.218	5.54	8.2	3.0	65.6	1	1.9	80.3	78.5	70.8	100±12	20.0
				A-1000 †	A-304.8	49.0	22.2	x	x				10	5.7	65.3	59.6	50.8	100±12	25.0
								.290	7.37				31.25	10.2	57.9	47.7	40.9	100±15	25.0
													62.5	14.7	53.4	38.7	34.9	100±15	25.0
													100	18.9	50.3	31.4	30.8	100±15	25.0
													155	23.9	47.5	23.5	27.0	100±15	22.8
													200	27.5	45.8	18.3	24.8	100±15	21.7
													250	31.2	44.3	13.2	22.8	100±20	20.5
													350	37.7	40.2	4.5	19.9	100±22	19.8
													400	40.6	39.3	0.6	18.8	100±22	19.5
						500	46.2	37.8	>0*	16.8	100±22	18.4							
						550	48.8	37.2	—	16.0	100±22	18.0							
						600	51.4	36.6	—	15.2	100±22	17.6							

† A-1000 ft. put-up not available in Red.

Third party verified to TIA/EIA-568-B.2-1, Category 6
U.S. Patents 5,606,151; 5,734,126; 5,789,711 and 6,297,454-B1
Jacket sequentially marked at 2 ft. intervals. Features descending Length marking.

ACR = Attenuation Crosstalk Ratio • DCR = DC Resistance • ELFEXT = Equal Level Far-end Crosstalk • NEXT = Near-end Crosstalk • PSUM = Power Sum • RL = Return Loss • UTP = Unshielded Twisted Pair(s)

*PSUM ACR >0 is guaranteed to 460 MHz

 Not RoHS compliant at time of printing. Please check with Belden Technical Support for current compliance information at 1-800-BELDEN-1.

DataTwist 600e: Beyond Category 6

Belden® DataTwist 600e data cable is a revolutionary UTP cable engineered specifically to perform well beyond Category 6 standards. While Category 6 cable is specified only to 250 MHz, DataTwist 600e is the only Cat 6 UTP cable in the industry fully characterized with guaranteed performance to 600 MHz. So users have far more headroom to compensate for unforeseen factors that can inhibit the performance of a cabling system today...and protection of their technology investment for the future.

Handy Cable Preparation Tool Speeds Installation Of Bonded-Pair Cables

You know the high performance benefits of using data cables featuring Belden's unique Bonded-Pair technology. The Belden Cable Preparation Tool (1797B) now makes it faster and easier than ever to prepare cables for connector termination providing special features that help separate twisted pairs. The Cable Preparation Tool is packed with every spool of DataTwist 600e. See page 15.40 for more information.



Color Codes: DataTwist 600e

Pair No.	Color Combination
1	White/Blue Stripe & Blue
2	White/Orange Stripe & Orange
3	White/Green Stripe & Green
4	White/Brown Stripe & Brown

Teflon is a DuPont trademark.

GigaFlex 4800LX Cable Series

ANSI/TIA/EIA-568-B.2-1, Category 6

Enhanced Category 6 Nonbonded-pair Cables

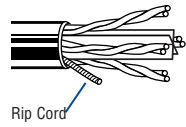
Certified System Cable

Description	Part No.	UL NEC/ C(UL) CEC Type	No. of Pairs	Standard Lengths		Standard Unit Wt.		Nominal OD		Max. DCR (Ω/100m)	Max. DCR Unbal. (%)	Max. Cap. Unbal. (pF/100m)	Freq. (MHz)	Max. Atten. (dB/100m)	Min. PSUM NEXT (dB)	Min. PSUM ACR (dB/100m)	Min. PSUM ELFEXT (dB/100m)	Input Imped. (Ω)	Min. RL (dB)
				Ft.	m	Lbs.	kg	Inch	mm										

23 AWG Solid Bare Copper Conductors • Twisted Pairs • Central Cross Web Filler • Rip Cord • See Color Code Chart (below)

Non-Plenum • Polyolefin Insulation • PVC Jacket

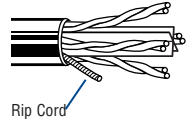
White - Reel	24586385	NEC:	4	1000	304.8	29.1	13.2	.245	6.22	6.6	3.0	50	0.772	1.7	80.0	78.3	74.0	100±12	—
Blue - Reel	24586985	CMR											1.0	1.8	78.3	76.5	71.8	100±12	20.0
		CEC:											4.0	3.4	69.3	65.9	59.7	100±12	23.0
		CMR											8.0	4.8	64.8	60.0	53.7	100±12	25.0
													10.0	5.3	63.3	58.0	51.8	100±12	25.0
													16.0	6.8	60.3	53.5	47.7	100±12	25.0
													20.0	7.6	58.8	51.2	45.7	100±12	25.0
													25.0	8.5	57.3	48.8	43.8	100±15	24.6
													31.25	9.6	55.9	46.3	41.9	100±15	24.2
													62.5	13.8	51.4	37.6	35.8	100±15	23.0
			100.0	17.8	48.3	30.5	31.8	100±15	22.1										
			200.0	26.2	43.8	17.6	25.7	100±15	20.9										
			250.0	29.7	42.3	12.6	23.8	100±20	20.5										
			300.0	33.0	41.2	8.2	22.2	100±20	20.2										
			350.0	36.1	40.2	4.1	20.9	100±22	19.9										
			400.0	39.0	39.3	0.3	19.7	100±22	19.7										
			450.0 [Ⓟ]	41.8	38.5	-3.3	18.7	100±22	19.5										
			500.0 [Ⓟ]	44.5	37.8	-6.7	17.8	100±22	19.3										
			550.0 [Ⓟ]	47.1	37.2	-9.9	16.9	100±22	19.1										



Jacket sequentially marked at 2 ft. intervals.
Featuring Descending Length Marking.
Third party verified to TIA/EIA-568-B.2-1, Category 6

Non-Plenum • Polyolefin Insulation - LSZH Polymer Alloy

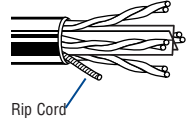
Purple - Reel	24588085	NEC:	4	1000	304.8	31.1	14.1	.246	6.10	6.6	3.0	50	0.772	1.7	80.0	78.3	74.0	100±12	—
		CMR											1.0	1.8	78.3	76.5	71.8	100±12	20.0
		CEC:											4.0	3.4	69.3	65.9	59.7	100±12	23.0
		CMR											8.0	4.8	64.8	60.0	53.7	100±12	25.0
													10.0	5.3	63.3	58.0	51.8	100±12	25.0
													16.0	6.8	60.3	53.5	47.7	100±12	25.0
													20.0	7.6	58.8	51.2	45.7	100±12	25.0
													25.0	8.5	57.3	48.8	43.8	100±15	24.6
													31.25	9.6	55.9	46.3	41.9	100±15	24.2
													62.5	13.8	51.4	37.6	35.8	100±15	23.0
			100.0	17.8	48.3	30.5	31.8	100±15	22.1										
			200.0	26.2	43.8	17.6	25.7	100±15	20.9										
			250.0	29.7	42.3	12.6	23.8	100±20	20.5										
			300.0	33.0	41.2	8.2	22.2	100±20	20.2										
			350.0	36.1	40.2	4.1	20.9	100±22	19.9										
			400.0	39.0	39.3	0.3	19.7	100±22	19.7										
			450.0 [Ⓟ]	41.8	38.5	-3.3	18.7	100±22	19.5										
			500.0 [Ⓟ]	44.5	37.8	-6.7	17.8	100±22	19.3										
			550.0 [Ⓟ]	47.1	37.2	-9.9	16.9	100±22	19.1										



Jacket sequentially marked at 2 ft. intervals.
Featuring Descending Length Marking.
Third party verified to TIA/EIA-568-B.2-1, Category 6

Plenum • 100% FEP Insulation - LSZH Polymer Alloy

White - Reel	24587385	NEC:	4	1000	304.8	30.7	13.9	.229	5.81	6.6	3.0	50	0.772	1.7	80.0	78.3	74.0	100±12	—
Blue - Reel	24587985	CMP											1.0	1.8	78.3	76.5	71.8	100±12	20.0
		CEC:											4.0	3.4	69.3	65.9	59.7	100±12	23.0
		CMP											8.0	4.8	64.8	60.0	53.7	100±12	25.0
													10.0	5.3	63.3	58.0	51.8	100±12	25.0
													16.0	6.8	60.3	53.5	47.7	100±12	25.0
													20.0	7.6	58.8	51.2	45.7	100±12	25.0
													25.0	8.5	57.3	48.8	43.8	100±15	24.6
													31.25	9.6	55.9	46.3	41.9	100±15	24.2
													62.5	13.8	51.4	37.6	35.8	100±15	23.0
			100.0	17.8	48.3	30.5	31.8	100±15	22.1										
			200.0	26.2	43.8	17.6	25.7	100±15	20.9										
			250.0	29.7	42.3	12.6	23.8	100±20	20.5										
			300.0	33.0	41.2	8.2	22.2	100±20	20.2										
			350.0	36.1	40.2	4.1	20.9	100±22	19.9										
			400.0	39.0	39.3	0.3	19.7	100±22	19.7										
			450.0 [Ⓟ]	41.8	38.5	-3.3	18.7	100±22	19.5										
			500.0 [Ⓟ]	44.5	37.8	-6.7	17.8	100±22	19.3										
			550.0 [Ⓟ]	47.1	37.2	-9.9	16.9	100±22	19.1										



Jacket sequentially marked at 2 ft. intervals.
Featuring Descending Length Marking.
Third party verified to TIA/EIA-568-B.2-1, Category 6

ACR = Attenuation Crosstalk Ratio • DCR = DC Resistance • ELFEXT = Equal Level Far-end Crosstalk • NEXT = Near-end Crosstalk • PSUM = Power Sum • RL = Return Loss • UTP = Unshielded Twisted Pair(s)

[Ⓟ]Values provided for information only.

Color Codes: GigaFlex 4800LX

Pair No.	Color Combination
1	White/Blue Stripe & Blue
2	White/Orange Stripe & Orange
3	White/Green Stripe & Green
4	White/Brown Stripe & Brown



MediaTwist® UTP Cable

TIA/EIA-568-B.2-1, Category 6

Enhanced Category 6 Bonded-Pair Cables

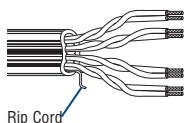
Certified System Cable

Description	Part No.	UL NEC/ C(UL) CEC Type	No. of Pairs	Standard Lengths		Standard Unit Wt.		Nominal OD		Max. DCR (Ω/100m)	Max. DCR Unbal. (%)	Max. Cap. Unbal. (pF/100m)	Freq. (MHz)	Max. Atten. (dB/100m)	Min. PSUM NEXT (dB)	Min. PSUM ACR (dB/100m)	Min. PSUM ELFEXT (dB/100m)	Input Imped. (Ω)	Min. RL (dB)
				Ft.	m	Lbs.	kg	Inch	mm										

23 AWG Bonded-Pairs Solid Bare Copper Conductor • Rip Cord • See Color Code Chart (below)

Non-Plenum • Polyolefin Insulation • PVC Jacket (Blue, Red, Yellow, Orange, Green, Gold, Purple, White, Black or Gray)

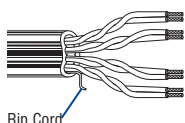
Part No.	UL NEC/ C(UL) CEC Type	No. of Pairs	Standard Lengths (Ft./m)	Standard Unit Wt. (Lbs./kg)	Nominal OD (Inch/mm)	Max. DCR (Ω/100m)	Max. DCR Unbal. (%)	Max. Cap. Unbal. (pF/100m)	Freq. (MHz)	Max. Atten. (dB/100m)	Min. PSUM NEXT (dB)	Min. PSUM ACR (dB/100m)	Min. PSUM ELFEXT (dB/100m)	Input Imped. (Ω)	Min. RL (dB)
1872A	NEC:	4	1000 A-1000*	304.8 A-304.8	37.0 16.8	.365 x	9.27 x	9.0 3.0	49.2	1	1.9	72.3	70	64.8	100±12 20.0
	CMR									4	3.7	63.3	59	52.8	100±12 23.0
	CEC:									8	5.3	58.8	53	46.7	100±12 24.5
	CMR									10	5.9	57.3	51	44.8	100±12 25.0
	16									7.5	54.3	46	40.7	100±12 25.0	
	25									9.5	51.4	42	36.8	100±15 24.3	
	31.25									10.6	49.9	39	34.9	100±15 23.6	
	62.5									15.4	45.4	30	28.9	100±15 21.5	
	100									19.8	42.3	25	24.8	100±15 21.0	
	155									25.1	39.5	14	20.9	100±15 21.0	
	200									29.0	37.8	10	18.8	100±15 21.0	
	250									32.8	36.3	3	16.8	100±20 18.0	
300	35.2	35.2	>0	15.2	100±20 18.0										
350	39.8	34.2	—	13.9	100±22 17.0										
400 [†]	43.0	—	—	—	100±32 14.0										
500 [†]	49.0	—	—	—	100±32 14.0										



*A-1000 ft. put-up not available in Black.
 Features Descending Length Marking.
 Jacket sequentially marked at 2 ft. intervals.
 U.S. Patents 5,606,151; 5,734,126; 5,821,467
 Third party verified to TIA/EIA-568-B.2-1, Category 6

Plenum • FEP Teflon® Insulation • Flamarrest® Jacket (Blue, Natural, Gray, Red, Yellow, Orange, Green, Gold, Purple, White or Black)

Part No.	UL NEC/ C(UL) CEC Type	No. of Pairs	Standard Lengths (Ft./m)	Standard Unit Wt. (Lbs./kg)	Nominal OD (Inch/mm)	Max. DCR (Ω/100m)	Max. DCR Unbal. (%)	Max. Cap. Unbal. (pF/100m)	Freq. (MHz)	Max. Atten. (dB/100m)	Min. PSUM NEXT (dB)	Min. PSUM ACR (dB/100m)	Min. PSUM ELFEXT (dB/100m)	Input Imped. (Ω)	Min. RL (dB)
1874A	NEC:	4	1000 A-1000**	304.8 A-304.8	37.0 17.2	.365 x	9.27 x	9.0 3.0	49.2	1	1.9	72.3	70	64.8	100±12 20.0
	CMP									4	3.7	63.3	59	52.8	100±12 23.0
	CEC:									8	5.3	58.8	53	46.7	100±12 24.5
	CMP									10	5.9	57.3	51	44.8	100±12 25.0
	16									7.5	54.3	46	40.7	100±12 25.0	
	25									9.5	51.4	42	36.8	100±15 24.3	
	31.25									10.6	49.9	39	34.9	100±15 23.6	
	62.5									15.4	45.4	30	28.9	100±15 21.5	
	100									19.8	42.3	25	24.8	100±15 21.0	
	155									25.1	39.5	14	20.9	100±15 21.0	
	200									29.0	37.8	10	18.8	100±15 21.0	
	250									32.8	36.3	3	16.8	100±20 18.0	
300	35.2	35.2	>0	15.2	100±20 18.0										
350	39.8	34.2	—	13.9	100±22 17.0										
400 [†]	43.0	—	—	—	100±32 14.0										
500 [†]	49.0	—	—	—	100±32 14.0										



**A-1000 ft. put-up not available in Black.
 Features Descending Length Marking.
 Jacket sequentially marked at 2 ft. intervals.
 U.S. Patents 5,606,151; 5,734,126; 5,821,467
 Third party verified to TIA/EIA-568-B.2-1, Category 6

ACR = Attenuation Crosstalk Ratio • DCR = DC Resistance • ELFEXT = Equal Level Far-end Crosstalk • NEXT = Near-end Crosstalk • PSUM = Power Sum • RL = Return Loss • UTP = Unshielded Twisted Pair(s)
[†]Values provided for information only.

Not RoHS compliant at time of printing. Please check with Belden Technical Support for current compliance information at 1-800-BELDEN-1.

Color Codes: MediaTwist

Pair No.	Color Combination
1	White/Blue Stripe & Blue
2	White/Orange Stripe & Orange
3	White/Green Stripe & Green
4	White/Brown Stripe & Brown

Teflon is a DuPont trademark.

Get the Bonded-Pairs Cable Preparation Tool
 See page 15.40 for details.
 (Part No. 1797B)

GigaFlex 2400 Cable Series

TIA/EIA-568-B.2-1, Category 6

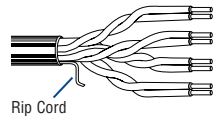
Enhanced Category 6 Nonbonded-pair Cables

Certified System Cable

Description	Part No.	UL NEC/ C(UL) CEC Type	No. of Pairs	Standard Lengths		Standard Unit Wt.		Nominal OD		Max. DCR (Ω/100m)	Max. DCR Unbal. (%)	Max. Cap. Unbal. (pF/100m)	Freq. (MHz)	Max. Atten. (dB/100m)	Min. PSUM NEXT (dB)	Min. PSUM ACR (dB/100m)	Min. PSUM ELFEXT (dB/100m)	Input Imped. (Ω)	Min. RL (dB)
				Ft.	m	Lbs.	kg	Inch	mm										

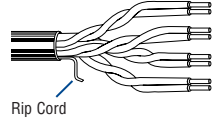
24 AWG Solid Bare Copper Conductors • Twisted Pairs • Rip Cord • See Color Code Chart (below)

Non-Plenum • Polyolefin Insulation • PVC Jacket																			
White, Reel-in-Box	24566315	NEC:	4	1000	304.8	26.0	11.8	.214	5.44	9.38	5.0	330	0.772	1.8	75.0	73.2	70.0	100±15	19.7
Blue, Reel-in-Box	24566915	CMR											1.0	2.0	73.3	71.3	67.8	100±15	20.0
White, Reel	24566345	CEC:											4.0	3.7	64.3	60.6	55.8	100±15	23.0
Blue, Reel	24566945	CMR											8.0	5.2	59.8	54.6	49.7	100±15	24.5
													10.0	5.8	58.3	52.5	47.8	100±15	25.0
													16.0	7.4	55.2	47.9	43.7	100±15	25.0
													20.0	8.3	53.8	45.5	41.8	100±15	25.0
													25.0	9.3	52.3	43.1	39.8	100±15	24.3
													31.25	10.4	50.9	40.5	37.9	100±15	23.6
													62.5	15.0	46.4	31.4	31.9	100±15	21.5
													100.0	19.3	43.3	24.0	27.8	100±15	20.1
													200.0	28.3	38.8	10.5	21.8	100±22	18.0
													250.0	32.1	37.3	5.3	19.8	100±32	17.3
													300.0 [Ⓢ]	35.6	36.1	0.5	18.3	100±32	16.8
													350.0 [Ⓢ]	38.9	35.1	-3.7	16.9	100±32	16.3
													400.0 [Ⓢ]	42.0	34.3	-7.7	15.8	100±32	15.9
													450.0 [Ⓢ]	45.0	33.5	-11.5	14.7	100±32	15.5



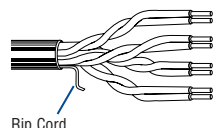
Jacket sequentially marked at 2 ft. intervals.
Featuring Descending Length Marking.
Third party verified to TIA/EIA-568-B.2-1, Category 6

Non-Plenum • Polyolefin Insulation - LSZH Polymer Alloy																			
Purple, Reel	24568005	NEC:	4	1000	304.8	28.0	12.7	.214	5.44	9.38	5.0	330	0.772	1.8	75.0	73.2	70.0	100±15	19.7
		CMR											1.0	2.0	73.3	71.3	67.8	100±15	20.0
		CEC:											4.0	3.7	64.3	60.6	55.8	100±15	23.0
		CMR											8.0	5.2	59.8	54.6	49.7	100±15	24.5
													10.0	5.8	58.3	52.5	47.8	100±15	25.0
													16.0	7.4	55.2	47.9	43.7	100±15	25.0
													20.0	8.3	53.8	45.5	41.8	100±15	25.0
													25.0	9.3	52.3	43.1	39.8	100±15	24.3
													31.25	10.4	50.9	40.5	37.9	100±15	23.6
													62.5	15.0	46.4	31.4	31.9	100±15	21.5
													100.0	19.3	43.3	24.0	27.8	100±15	20.1
													200.0	28.3	38.8	10.5	21.8	100±22	18.0
													250.0	32.1	37.3	5.3	19.8	100±32	17.3
													300.0 [Ⓢ]	35.6	36.1	0.5	18.3	100±32	16.8
													350.0 [Ⓢ]	38.9	35.1	-3.7	16.9	100±32	16.3
													400.0 [Ⓢ]	42.0	34.3	-7.7	15.8	100±32	15.9
													450.0 [Ⓢ]	45.0	33.5	-11.5	14.7	100±32	15.5



Jacket sequentially marked at 2 ft. intervals.
Featuring Descending Length Marking.
Third party verified to TIA/EIA-568-B.2-1, Category 6

Plenum • 100% FEP Insulation • Low-Smoke PVC Jacket																			
White, Reel-in-Box	24567315	NEC:	4	1000	304.8	24.0	10.9	.210	5.33	9.38	5.0	330	0.772	1.8	75.0	73.2	70.0	100±15	19.7
Blue, Reel-in-Box	24567915	CMP											1.0	2.0	73.3	71.3	67.8	100±15	20.0
White, Reel	24567345	CEC:											4.0	3.7	64.3	60.6	55.8	100±15	23.0
Blue, Reel	24567945	CMP											8.0	5.2	59.8	54.6	49.7	100±15	24.5
													10.0	5.8	58.3	52.5	47.8	100±15	25.0
													16.0	7.4	55.2	47.9	43.7	100±15	25.0
													20.0	8.3	53.8	45.5	41.8	100±15	25.0
													25.0	9.3	52.3	43.1	39.8	100±15	24.3
													31.25	10.4	50.9	40.5	37.9	100±15	23.6
													62.5	15.0	46.4	31.4	31.9	100±15	21.5
													100.0	19.3	43.3	24.0	27.8	100±15	20.1
													200.0	28.3	38.8	10.5	21.8	100±22	18.0
													250.0	32.1	37.3	5.3	19.8	100±32	17.3
													300.0 [Ⓢ]	35.6	36.1	0.5	18.3	100±32	16.8
													350.0 [Ⓢ]	38.9	35.1	-3.7	16.9	100±32	16.3
													400.0 [Ⓢ]	42.0	34.3	-7.7	15.8	100±32	15.9
													450.0 [Ⓢ]	45.0	33.5	-11.5	14.7	100±32	15.5



Jacket sequentially marked at 2 ft. intervals.
Featuring Descending Length Marking.
Third party verified to TIA/EIA-568-B.2-1, Category 6

ACR = Attenuation Crosstalk Ratio • DCR = DC Resistance • ELFEXT = Equal Level Far-end Crosstalk • NEXT = Near-end Crosstalk • PSUM = Power Sum • RL = Return Loss • UTP = Unshielded Twisted Pair(s)
[Ⓢ]Values provided for information only.

Color Codes: GigaFlex 2400

Pair No.	Color Combination
1	White/Blue Stripe & Blue
2	White/Orange Stripe & Orange
3	White/Green Stripe & Green
4	White/Brown Stripe & Brown

DataTwist® 350 UTP Cable

TIA/EIA-568-B.2, Category 5e

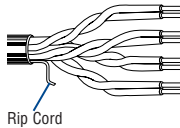
Enhanced Category 5e Bonded-Pair Cables

Certified System Cable

Description	Part No.	UL NEC/ C(UL) CEC Type	No. of Pairs	Standard Lengths		Standard Unit Wt.		Nominal OD		Max. DCR (Ω/100m)	Max. DCR Unbal. (%)	Max. Cap. Unbal. (pF/100m)	Freq. (MHz)	Max. Atten. (dB/100m)	Min. PSUM NEXT (dB)	Min. PSUM ACR (dB/100m)	Min. PSUM ELFEXT (dB/100m)	Input Imped. (Ω)	Min. RL (dB)
				Ft.	m	Lbs.	kg	Inch	mm										

24 AWG Bonded-Pairs Solid Bare Copper Conductors • Rip Cord • See Color Code Chart (below)

Non-Plenum • Polyolefin Insulation • PVC Jacket (Red, Orange, White, Black, Yellow, Green, Blue, Purple, Light Gray or Gray)

	1700A	NEC:	4	U-1000	U-304.8	22.0	10.0	.200	5.08	9.0	3.0	66.0	1	2.0	65.3	63.3	60.8	100±12	20.0	
		CM			1000 †	304.8	22.0	10.0						4	4.0	56.3	52.3	48.8	100±12	23.0
		CEC:			1640 †	500.0	36.1	16.4						8	5.7	51.8	46.1	42.7	100±12	24.5
		CM			3000 †	914.4	63.0	28.6						10	6.4	50.3	43.9	40.8	100±12	25.0
		CM			3280 †	1000.0	72.2	32.8						16	8.1	47.3	39.1	36.7	100±12	25.0
														25	10.3	44.3	34.1	32.8	100±15	24.3
														31.25	11.6	42.9	31.3	30.9	100±15	23.6
														62.5	16.8	38.4	21.6	24.9	100±15	21.5
														100	21.7	35.3	17.1	20.8	100±15	20.1
														155	27.7	32.5	4.7	16.9	100±18	19.0
													200	32.0	30.8	3.0	14.7	100±18	19.0	
													250	36.4	29.3	—	12.8	100±20	18.0	
													350	44.3	27.2	—	9.9	100±22	17.0	
	1702A*	NEC:	2x4	1000 *	304.8	45.0	20.4	.200	5.08											
		CM		1640 *	500.0	73.8	33.5		x	x										
		CEC:						.415	10.54											
		CM																		
		CM																		
	1700R	NEC:	4	U-1000 ††	U-304.8	22.0	10.0	.204	5.18											
		CMR		1000 ††	304.8	22.0	10.0													
		CEC:		3000 ††	914.4	63.0	28.6													
		CMR																		
		CMR																		

*1702A is Siamese version of 1700A and is available in Blue or Light Gray only.

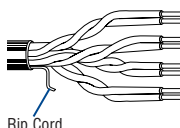
†1000 ft. put-up not available in Gray. 3000 ft. put-up available in Red, Blue, White or Lt. Gray only. 1640 ft. available in Lt. Gray or Blue only. 3280 ft. available in Lt. Gray only.

††1700R is not available in Black nor Medium Gray. 3000 ft. put-up available in Red, Blue, Purple, White or Light Gray only.

Third party verified to TIA/EIA-568-B.2, Category 5e

Jacket sequentially marked at 2 ft. intervals. Features Descending Length Marking. • U.S. Patents 5,606,151 and 5,734,126

Plenum • FEP Teflon® Insulation • Flamarrest® Jacket (Available in Red, Orange, Gray, Yellow, Green, Blue, Purple, Natural or Black)

	1701A	NEC:	4	U-1000	U-304.8	23.0	10.5	.195	4.95	9.0	3.0	66.0	1	2.0	65.3	63.3	60.8	100±12	20.0	
		CMP			1000	304.8	24.0	10.9						4	4.0	56.3	52.3	48.8	100±12	23.0
		CEC:			3000 †	914.4	69.0	31.3						8	5.7	51.8	46.1	42.7	100±12	24.5
		CMP												10	6.4	50.3	43.9	40.8	100±12	25.0
		CMP												16	8.1	47.3	39.1	36.7	100±12	25.0
														25	10.3	44.3	34.1	32.8	100±15	24.3
														31.25	11.6	42.9	31.3	30.9	100±15	23.6
														62.5	16.8	38.4	21.6	24.9	100±15	21.5
														100	21.7	35.3	17.1	20.8	100±15	20.1
														155	27.7	32.5	4.7	16.9	100±18	19.0
													200	32.0	30.8	3.0	14.7	100±20	19.0	
													250	36.4	29.3	—	12.8	100±20	18.0	
													350	44.3	27.2	—	9.9	100±22	17.0	
	1703A**	NEC:	2x4	1000 ††	304.8	46.0	20.9	.195	4.95											
		CMP						x	x											
		CEC:						.405	10.29											
		CMP																		
		CMP																		

**1703A is Siamese version of 1701A.

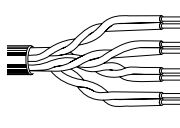
†3000 ft. put-up available in Blue or Natural only.

††1000 ft. put-up available in Blue or Natural only.

Third party verified to TIA/EIA-568-B.2, Category 5e

Jacket sequentially marked at 2 ft. intervals. Features Descending Length Marking. • U.S. Patents 5,606,151 and 5,734,126

Plenum • FEP Teflon Insulation • FEP Jacket (Available in Blue or White)

	1701LC	NEC:	4	U-1000	U-304.8	23.0	10.5	.187	4.75	9.0	3.0	66.0	1	2.0	65.3	63.3	60.8	100±12	20.0	
		Limited Combustible			1000	304.8	24.0	10.9						4	4.0	56.3	52.3	48.8	100±12	23.0
		FHC 25/50												8	5.7	51.8	46.1	42.7	100±12	24.5
		CMP												10	6.4	50.3	43.9	40.8	100±12	25.0
		CMP												16	8.1	47.3	39.1	36.7	100±12	25.0
														25	10.3	44.3	34.1	32.8	100±15	24.3
														31.25	11.6	42.9	31.3	30.9	100±15	23.6
														62.5	16.8	38.4	21.6	24.9	100±15	21.5
														100	21.7	35.3	17.1	20.8	100±15	20.1
														155	27.7	32.5	4.7	16.9	100±18	19.0
													200	32.0	30.8	3.0	14.7	100±20	19.0	
													250	36.4	29.3	—	12.8	100±20	18.0	
													350	44.3	27.2	—	9.9	100±22	17.0	

1701LC does not have a rip cord.

Third party verified to TIA/EIA-568-B.2, Category 5e

Jacket sequentially marked at 2 ft. intervals. Features Descending Length Marking. • U.S. Patents 5,606,151 and 5,734,126

ACR = Attenuation Crosstalk Ratio • DCR = DC Resistance • ELFEXT = Equal Level Far-end Crosstalk • NEXT = Near-end Crosstalk • PSUM = Power Sum • RL = Return Loss • UTP = Unshielded Twisted Pair(s)


Color Codes: DataTwist 350

Pair No.	Color Combination
1	White/Blue Stripe & Blue
2	White/Orange Stripe & Orange
3	White/Green Stripe & Green
4	White/Brown Stripe & Brown

Get the Bonded-Pairs Cable Preparation Tool

See page 15.40 for details.

(Part No. 1797B)



Teflon is a DuPont trademark.



GigaFlex 1200 Cable Series

TIA/EIA-568-B.2, Category 5E

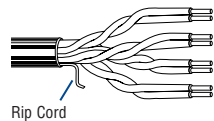
Enhanced Category 5 Nonbonded-pair Cables

Certified System Cable

Description	Part No.	UL NEC/ C(UL) CEC Type	No. of Pairs	Standard Lengths		Standard Unit Wt.		Nominal OD		Max. DCR (Ω/100m)	Max. DCR Unbal. (%)	Max. Cap. Unbal. (pF/100m)	Freq. (MHz)	Max. Atten. (dB/100m)	Min. PSUM NEXT (dB)	Min. PSUM ACR (dB/100m)	Min. PSUM ELFEXT (dB/100m)	Input Imped. (Ω)	Min. RL (dB)
				Ft.	m	Lbs.	kg	Inch	mm										

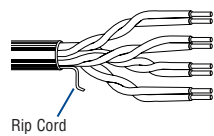
24 AWG Solid Bare Copper Conductors • Twisted Pairs • Rip Cord • See Color Code Chart (below)

Non-Plenum • Polyolefin Insulation • PVC Jacket																			
White, Box	24570166	NEC:	4	1000	304.8	24.0	10.9	.186	4.72	9.38	5.0	330	0.772	1.8	69.0	67.2	63.0	100±15	—
Blue, Box	24570161	CMR											1.0	2.0	67.3	65.3	60.8	100±15	20.0
White, Reel	24570460	CEC:											4.0	4.0	58.3	54.3	48.7	100±15	23.0
Blue, Reel	24570452	CMR											8.0	5.7	53.8	48.1	42.7	100±15	24.5
													10.0	6.3	52.3	46.0	40.8	100±15	25.0
													16.0	8.1	49.3	41.2	36.7	100±15	25.0
													20.0	9.1	47.8	38.7	34.7	100±15	25.0
													25.0	10.2	46.3	36.1	32.8	100±15	24.3
													31.25	11.5	44.9	33.4	30.9	100±15	23.6
													62.5	16.7	40.4	23.7	24.8	100±15	21.5
													100.0	21.6	37.3	15.7	20.8	100±15	20.1
													200.0 [▲]	31.9	32.8	0.9	14.7	100±22	18.0
													250.0 [▲]	36.3	31.3	-4.9	12.8	100±22	17.3
													300.0 [▲]	40.3	30.2	-10.2	11.2	100±22	16.8
													350.0 [▲]	44.2	29.2	-15.0	9.9	100±22	16.3



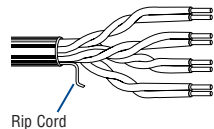
Jacket sequentially marked at 2 ft. intervals.
Featuring Descending Length Marking.
Third party verified to TIA/EIA-568-B.2, Category 5e

Non-Plenum • Polyolefin Insulation - LSZH Polymer Alloy																			
Purple	24570157	NEC:	4	1000	304.8	25.0	11.3	.198	5.03	9.38	5.0	330	0.772	1.8	69.0	67.2	63.0	100±15	—
		CMR											1.0	2.0	67.3	65.3	60.8	100±15	20.0
		CEC:											4.0	4.0	58.3	54.3	48.7	100±15	23.0
		CMR											8.0	5.7	53.8	48.1	42.7	100±15	24.5
													10.0	6.3	52.3	46.0	40.8	100±15	25.0
													16.0	8.1	49.3	41.2	36.7	100±15	25.0
													20.0	9.1	47.8	38.7	34.7	100±15	25.0
													25.0	10.2	46.3	36.1	32.8	100±15	24.3
													31.25	11.5	44.9	33.4	30.9	100±15	23.6
													62.5	16.7	40.4	23.7	24.8	100±15	21.5
													100.0	21.6	37.3	15.7	20.8	100±15	20.1
													200.0 [▲]	31.9	32.8	0.9	14.7	100±22	18.0
													250.0 [▲]	36.3	31.3	-4.9	12.8	100±22	17.3
													300.0 [▲]	40.3	30.2	-10.2	11.2	100±22	16.8
													350.0 [▲]	44.2	29.2	-15.0	9.9	100±22	16.3



Jacket sequentially marked at 2 ft. intervals.
Featuring Descending Length Marking.
Third party verified to TIA/EIA-568-B.2, Category 5e

Plenum • Dual Insulation: Polyolefin / FEP • Low-Smoke PVC Jacket																			
White, Box	24570810	NEC:	4	1000	304.8	22.0	9.98	.188	4.78	9.38	5.0	330	0.772	1.8	69.0	67.2	63.0	100±15	—
Blue, Box	24570800	CMP											1.0	2.0	67.3	65.3	60.8	100±15	20.0
White, Reel	24570808	CEC:											4.0	4.0	58.3	54.3	48.7	100±15	23.0
Blue, Reel	24570812	CMP											8.0	5.7	53.8	48.1	42.7	100±15	24.5
													10.0	6.3	52.3	46.0	40.8	100±15	25.0
													16.0	8.1	49.3	41.2	36.7	100±15	25.0
													20.0	9.1	47.8	38.7	34.7	100±15	25.0
													25.0	10.2	46.3	36.1	32.8	100±15	24.3
													31.25	11.5	44.9	33.4	30.9	100±15	23.6
													62.5	16.7	40.4	23.7	24.8	100±15	21.5
													100.0	21.6	37.3	15.7	20.8	100±15	20.1
													200.0 [▲]	31.9	32.8	0.9	14.7	100±22	18.0
													250.0 [▲]	36.3	31.3	-4.9	12.8	100±22	17.3
													300.0 [▲]	40.3	30.2	-10.2	11.2	100±22	16.8
													350.0 [▲]	44.2	29.2	-15.0	9.9	100±22	16.3



Jacket sequentially marked at 2 ft. intervals.
Featuring Descending Length Marking.
Third party verified to TIA/EIA-568-B.2, Category 5e

ACR = Attenuation Crosstalk Ratio • DCR = DC Resistance • ELFEXT = Equal Level Far-end Crosstalk • NEXT = Near-end Crosstalk • PSUM = Power Sum • RL = Return Loss • UTP = Unshielded Twisted Pair(s)

[▲] Values provided for information only.

Color Codes: GigaFlex 1200

Pair No.	Color Combination
1	White/Blue Stripe & Blue
2	White/Orange Stripe & Orange
3	White/Green Stripe & Green
4	White/Brown Stripe & Brown



DataTwist® 6 UTP Cable

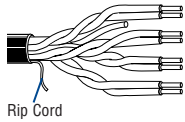
TIA/EIA-568-B.2-1, Category 6 Nonbonded-Pair Cables

Description	Part No.	UL NEC/ C(UL) CEC Type	No. of Pairs	Standard Lengths		Standard Unit Wt.		Nominal OD		Max. DCR (Ω/100m)	Max. DCR Unbal. (%)	Max. Cap. Unbal. (pF/100m)	Freq. (MHz)	Max. Atten. (dB/100m)	Min. PSUM NEXT (dB)	Min. PSUM ACR (dB/100m)	Min. PSUM ELFEXT (dB/100m)	Input Imped. (Ω)	Min. RL (dB)
				Ft.	m	Lbs.	kg	Inch	mm										

23 AWG Solid Bare Copper Conductors • Twisted Pairs • Central Rod Filler • Rip Cord • See Color Code Chart (below)

Non-Plenum • Polyolefin Insulation • PVC Jacket (Available in Red, Orange, Yellow, Green, Blue, Purple, Gray, White or Black)

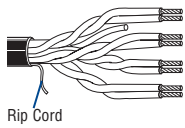
Part No.	UL NEC/ C(UL) CEC Type	No. of Pairs	1000 Ft.	304.8 m	30.0 Lbs.	13.6 kg	.221 Inch	5.69 mm	8.2	5.0	330	1	2.0	72.3	70.3	64.8	100±15	20.0																			
7881A	NEC:	4	1000	304.8	30.0	13.6	.221	5.69	8.2	5.0	330	1	2.0	72.3	70.3	64.8	100±15	20.0																			
	CMR																		A-1000	A-304.8	33.0	15.0															
	CEC:																																				
	CMR																																				



Jacket sequentially marked at 2 ft. intervals.
 Features Descending Length Marking.
 Third party verified to TIA/EIA-568-B.2-1, Category 6

Plenum • Dual FRPO/FEP Insulation • Flamarrest® Jacket (Avail. in Red, Orange, Yellow, Green, Blue, Purple, Gray, Natural or Black)

Part No.	UL NEC/ C(UL) CEC Type	No. of Pairs	1000 Ft.	304.8 m	29.0 Lbs.	13.2 kg	.224 Inch	5.69 mm	8.2	5.0	330	1	2.0	72.3	70.3	64.8	100±15	20.0																			
7882A	NEC:	4	1000	304.8	29.0	13.2	.224	5.69	8.2	5.0	330	1	2.0	72.3	70.3	64.8	100±15	20.0																			
	CMR																		A-1000	A-304.8	32.0	14.5															
	CEC:																																				
	CMR																																				



Jacket sequentially marked at 2 ft. intervals.
 Features Descending Length Marking.
 Third party verified to TIA/EIA-568-B.2-1, Category 6

ACR = Attenuation Crosstalk Ratio • BC = Bare Copper • DCR = DC Resistance • ELFEXT = Equal Level Far-end Crosstalk • FEP = Fluorinated Ethylene Propylene • FRPO = Flame-retardant Polyolefin • NEXT = Near-end Crosstalk • PSUM = Power Sum • RL = Return Loss • UTP = Unshielded Twisted Pair(s)

For either T568-A or T568-B configurations.

Color Codes: DataTwist 6

Pair No.	Color Combination
1	White/Blue Stripe & Blue
2	White/Orange Stripe & Orange
3	White/Green Stripe & Green
4	White/Brown Stripe & Brown



DataTwist 6 Limited Combustible UTP Cable

TIA/EIA 568-B.2-1, Category 6

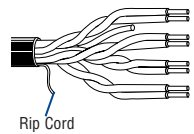
Enhanced Category 6 Bonded-Pair Cables

Description	Part No.	UL NEC/ C(UL) CEC Type	No. of Pairs	Standard Lengths		Standard Unit Wt.		Nominal OD		Max. DCR (Ω/100m)	Max. DCR Unbal. (%)	Max. Cap. Unbal. (pF/100m)	Freq. (MHz)	Max. Atten. (dB/100m)	Min. PSUM NEXT (dB)	Min. PSUM ACR (dB/100m)	Min. PSUM ELFEXT (dB/100m)	Input Imped. (Ω)	Min. RL (dB)
				Ft.	m	Lbs.	kg	Inch	mm										

23 AWG Bonded-Pairs • Solid Bare Copper Conductors • Twisted Pairs • Central Rod Filler • Rip Cord • See Color Code Chart (below)

Plenum • FEP Teflon® Insulation • FEP Jacket (Available in Light Blue or White)

Part No.	UL NEC/ C(UL) CEC Type	No. of Pairs	Standard Lengths (Ft./m)	Standard Unit Wt. (Lbs./kg)	Nominal OD (Inch/mm)	Max. DCR (Ω/100m)	Max. DCR Unbal. (%)	Max. Cap. Unbal. (pF/100m)	Freq. (MHz)	Max. Atten. (dB/100m)	Min. PSUM NEXT (dB)	Min. PSUM ACR (dB/100m)	Min. PSUM ELFEXT (dB/100m)	Input Imped. (Ω)	Min. RL (dB)								
7813LC	NEC: Limited Combustible FHC 25/50 CMP CEC: CMP	4	1000	304.8	35.0	15.89	.214	5.44	8.2	5.0	330	1	2.0	72.3	70.3	64.8	100±15	20.0					
			U-1000	U-304.8	33.0	14.98																	



Jacket sequentially marked at 2 ft. intervals.
Features Descending Length Marking.
Third party verified to TIA/EIA 568-B.2-1, Category 6
U.S. Patents 5,606,151 and 5,734,126

ACR = Attenuation Crosstalk Ratio • ELFEXT = Equal Level Far-end Crosstalk • FEP = Fluorinated Ethylene Propylene • NEXT = Near-end Crosstalk • RL = Return Loss • UTP = Unshielded Twisted Pair(s)
Teflon is a DuPont trademark.

Color Codes: DataTwist 6 LC

Pair No.	Color Combination
1	White/Blue Stripe, Blue
2	White/Orange Stripe, Orange
3	White/Green Stripe, Green
4	White/Brown Stripe, Brown

DataTwist® 5e+ UTP Cable

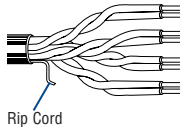
TIA/EIA-568-B.2, Category 5e

Enhanced Category 5e Nonbonded-Pair Cables

Description	Part No.	UL NEC/ C(UL) CEC Type	No. of Pairs	Standard Lengths		Standard Unit Wt.		Nominal OD		Max. DCR (Ω/100m)	Max. DCR Unbal. (%)	Max. Cap. Unbal. (pF/100m)	Freq. (MHz)	Max. Atten. (dB/100m)	Min. PSUM NEXT (dB)	Min. PSUM ACR (dB/100m)	Min. PSUM ELFEXT (dB/100m)	Input Imped. (Ω)	Min. RL (dB)
				Ft.	m	Lbs.	kg	Inch	mm										

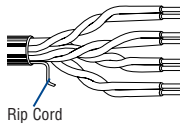
24 AWG Solid Bare Copper Conductors • Twisted Pairs • Rip Cord • See Color Code Chart (below)

Non-Plenum • Polyolefin Insulation • PVC Jacket (Available in Red, Orange, Yellow, Green, Blue, Gray or White)

	1500A	NEC:	4	1000	304.8	23.0	10.4	.190	4.83	9.0	3.0	200	1	2.0	65.3	63.3	60.8	100±12	20.0			
		CM		A-1000	A-304.8	26.0	11.8								4	4.0	56.3	52.3	48.7	100±12	23.0	
		CEC:														8	5.7	51.8	46.1	42.7	100±12	24.5
		CM														10	6.4	50.3	43.9	40.8	100±12	25.0
																16	8.1	47.3	39.1	36.7	100±12	25.0
																25	10.3	44.3	34.1	32.8	100±15	24.3
																31.25	11.6	42.9	31.3	30.9	100±15	23.6
																62.5	16.8	38.4	21.6	24.9	100±15	21.5
																100	21.7	35.3	17.1	20.8	100±15	20.1
																155	27.7	32.5	4.7	16.9	100±18	19.0
													200	32.0	30.8	3.0	14.7	100±20	19.0			
													250	36.4	29.3	—	12.8	100±20	18.0			
													350	44.3	27.2	—	9.9	100±22	17.0			
	1500R	NEC:	4	1000	304.8	24.0	10.9	.194	4.93													
		CMR		A-1000	A-304.8	27.0	12.3															
		CEC:																				
		CMR																				

Jacket sequentially marked at 2 ft. intervals
 Features Descending Length Marking.
 Third party verified to TIA/EIA-568-B.2, Category 5e

Plenum • Dual FRPO/FEP Insulation • Flamarrest® Jacket (Avail. in Red, Orange, Yellow, Green, Blue, Gray, White or Natural)

	1501A	NEC:	4	1000†	304.8	23.0	10.4	.190	4.83	9.0	3.0	200	1	2.0	65.3	63.3	60.8	100±12	20.0			
		CMP		A-1000	A-304.8	26.0	11.8								4	4.0	56.3	52.3	48.7	100±12	23.0	
		CEC:														8	5.7	51.8	46.1	42.7	100±12	24.5
		CMP														10	6.4	50.3	43.9	40.8	100±12	25.0
																16	8.1	47.3	39.1	36.7	100±12	25.0
																25	10.3	44.3	34.1	32.8	100±15	24.3
																31.25	11.6	42.9	31.3	30.9	100±15	23.6
																62.5	16.8	38.4	21.6	24.9	100±15	21.5
																100	21.7	35.3	17.1	20.8	100±15	20.1
																155	27.7	32.5	4.7	16.9	100±18	19.0
													200	32.0	30.8	3.0	14.7	100±20	19.0			
													250	36.4	29.3	—	12.8	100±20	18.0			
													350	44.3	27.2	—	9.9	100±22	17.0			

†1000 ft. put-up not available in Red.
 Jacket sequentially marked at 2 ft. intervals
 Features Descending Length Marking.
 Third party verified to TIA/EIA-568-B.2, Category 5e


ACR = Attenuation Crosstalk Ratio • DCR = DC Resistance • ELFEXT = Equal Level Far-end Crosstalk • FEP = Fluorinated Ethylene Propylene • FRPO = Flame-retardant Polyolefin • NEXT = Near-end Crosstalk • PSUM = Power Sum • RL = Return Loss • UTP = Unshielded Twisted Pair(s)

Color Codes: DataTwist 5e+

Pair No.	Color Combination
1	White/Blue Stripe & Blue
2	White/Orange Stripe & Orange
3	White/Green Stripe & Green
4	White/Brown Stripe & Brown

Get the Bonded-Pairs Cable Preparation Tool

See page 15.40 for details.
(Part No. 1797B)



Teflon is a DuPont trademark.



DataTwist 350 Composite UTP Cable

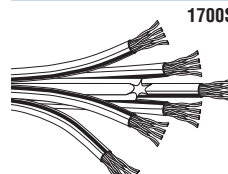
ANSI/TIA/EIA 568-B.2, Category 5e

Banana Peel® Jacketless Cables

Description	Part No.	UL NEC/ C(UL) CEC Type	No. of Pairs	Standard Lengths		Standard Unit Wt.		Nominal OD		Max. DCR (Ω/100m)	Max. DCR Unbal. (%)	Max. Cap. Unbal. (pF/100m)	Freq. (MHz)	Max. Atten. (dB/100m)	Min. PSUM NEXT (dB)	Min. PSUM ACR (dB/100m)	Min. PSUM ELFEXT (dB/100m)	Input Imped. (Ω)	Min. RL (dB)
				Ft.	m	Lbs.	kg	Inch	mm										

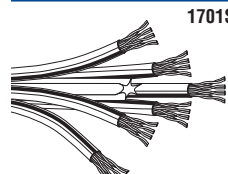
24 AWG Bonded-Pairs • Solid Bare Copper Conductors • Spline Filler • Rip Cord • See Color Code Chart (below)

Non-Plenum • Polyolefin Insulation • PVC Inner Jacket (Available in Light Blue or Gray) • **No Overall Jacket**

	1700S6	NEC: 24	500	152.4	77.5	35.19	.204	5.18	9.0	3.0	66.0	1	2.0	65.3	63.3	60.8	100±12	20.0	
		CMR	1000	304.8	149.0	67.65	Bundled:						10	6.4	50.3	43.9	40.8	100±12	25.0
		CEC:					.600		15.24				16	8.1	47.3	39.1	36.7	100±12	25.0
		CMG											31.25	11.6	42.9	31.3	30.9	100±15	23.6
													62.5	16.8	38.4	21.6	24.9	100±15	21.5
													100	21.7	35.3	17.1	20.8	100±15	20.1
													200	32.0	30.8	3.0	14.7	100±20	19.0
												250	36.4	29.3	>0.0	12.8	100±20	18.0	
												350	44.3	27.2	—	9.9	100±22	17.0	

Bundled version of 1700R.
 U.S. Patents 5,606,151; 5,734,126; 7,049,523.
 Individual leg is third party verified to ANSI/TIA/EIA 568-B.2, Category 5e

Plenum • FEP Insulation • Flamarrest® Inner Jacket (Available in Blue or Natural) • **No Overall Jacket**

	1701S6	NEC: 24	500	152.4	81.5	37.00	.195	4.95	9.0	3.0	66.0	1	2.0	65.3	63.3	60.8	100±12	20.0	
		CMP	1000	304.8	157.0	71.28	Bundled:						10	6.4	50.3	43.9	40.8	100±12	25.0
		CEC:					.600		15.24				16	8.1	47.3	39.1	36.7	100±12	25.0
		CMP											31.25	11.6	42.9	31.3	30.9	100±15	23.6
													62.5	16.8	38.4	21.6	24.9	100±15	21.5
													100	21.7	35.3	17.1	20.8	100±15	20.1
													200	32.0	30.8	3.0	14.7	100±20	19.0
												250	36.4	29.3	>0.0	12.8	100±20	18.0	
												350	44.3	27.2	—	9.9	100±22	17.0	

Bundled version of 1701A.
 U.S. Patents 5,606,151; 5,734,126; 7,049,523.
 Individual leg is third party verified to ANSI/TIA/EIA 568-B.2, Category 5e

UTP = Unshielded Twisted Pair(s) • NEXT = Near-end Crosstalk • ACR = Attenuation Crosstalk Ratio • ELFEXT = Equal Level Far-end Crosstalk • RL = Return Loss

Color Codes: DT 350 Composite

Pair No.	Color Combination
1	White/Blue Stripe & Blue
2	White/Orange Stripe & Orange
3	White/Green Stripe & Green
4	White/Brown Stripe & Brown




DataTwist® 5e UTP Cable

TIA/EIA-568-B.2, Category 5e Nonbonded-Pair Cables

Description	Part No.	UL NEC/ C(UL) CEC Type	No. of Pairs	Standard Lengths		Standard Unit Wt.		Nominal OD		Max. DCR (Ω/100m)	Max. DCR Unbal. (%)	Max. Cap. Unbal. (pF/100m)	Freq. (MHz)	Max. Atten. (dB/100m)	Min. PSUM NEXT (dB)	Min. PSUM ACR (dB/100m)	Min. PSUM ELFEXT (dB/100m)	Input Imped. (Ω)	Min. RL (dB)
				Ft.	m	Lbs.	kg	Inch	mm										


24 AWG Solid Bare Copper Conductors • Twisted Pairs • Rip Cord • See Color Code Chart (below)

Plenum • FEP Teflon® Insulation • Flamarrest® Jacket (Available in Natural or Blue)

 <p>1590A</p>	NEC:	2	1000	304.8	16.0	7.3	.175	4.44	9.38	5.0	330	1	2.0	62.3	60.3	60.8	100±15	20.0
	CMP											10	6.5	47.3	49.2	40.8	100±15	25.0
	CEC:											16	8.2	44.3	40.8	36.7	100±15	25.0
	CMP FT6											31.25	11.7	39.9	36.0	30.9	100±15	23.6
												62.5	17.0	35.4	28.2	24.8	100±15	21.5
												100	22.0	32.3	19.0	20.8	100±15	20.1
	200	32.0	27.8	10.3	14.7	100±25	15.0											


Jacket sequentially marked at 2 ft. intervals. Third party verified to TIA/EIA-568-B.2, Category 5e

Plenum • FEP Teflon® Insulation • Flamarrest® Jacket (Red, Orange, Yellow, Green, Gray, White, Black, Pink, Natural or Blue)

 <p>1585A</p>	NEC:	4	U-1000	U-304.8	23.0	10.5	.198	5.03	9.38	3.0	330	1	2.0	62.3	60.3	60.8	100±15	20.0
	CMP											4	4.1	53.3	49.2	48.7	100±15	23.0
	CEC:											10	6.5	47.3	40.8	40.8	100±15	25.0
	CMP FT6											16	8.2	44.3	36.0	36.7	100±15	25.0
												31.25	11.7	39.9	28.2	30.9	100±15	23.6
												62.5	17.0	35.4	19.0	24.8	100±15	21.5
	100	22.0	32.3	10.3	20.8	100±15	20.1											
	200	32.0	27.8	1.0	14.7	100±25	15.0											


†3000 ft. put-up available in Natural or Blue only. Jacket sequentially marked at 2 ft. intervals. Third party verified to TIA/EIA-568-B.2, Category 5e

Plenum • FEP Teflon Insulation • Fluorescent Pink Flamarrest Jacket

 <p>1585B</p>	NEC:	4	1000	304.8	24.0	10.9	.197	5.00	9.38	3.0	330	1	2.0	62.3	60.3	60.8	100±15	20.0
	CMP											4	4.1	53.3	49.2	48.7	100±15	23.0
	CEC:											10	6.5	47.3	40.8	40.8	100±15	25.0
	CMP FT6											16	8.2	44.3	36.0	36.7	100±15	25.0
												31.25	11.7	39.9	28.2	30.9	100±15	23.6
												62.5	17.0	35.4	19.0	24.8	100±15	21.5
	100	22.0	32.3	10.3	20.8	100±15	20.1											
	200	32.0	27.8	1.0	14.7	100±25	15.0											

Jacket sequentially marked at 2 ft. intervals. Third party verified to TIA/EIA-568-B.2, Category 5e


Plenum • FEP Teflon Insulation • FEP Jacket (Available in Blue or White)

 <p>1585LC</p>	NEC:	4	U-1000	U-304.8	23.0	10.5	.195	4.95	9.38	3.0	330	1	2.0	62.3	60.3	60.8	100±15	20.0
	Limited											4	4.1	53.3	49.2	48.7	100±15	23.0
	Combustible											10	6.5	47.3	40.8	40.8	100±15	25.0
	FHC 25/50											16	8.2	44.3	36.0	36.7	100±15	25.0
	CMP											31.25	11.7	39.9	28.2	30.9	100±15	23.6
	CEC:											62.5	17.0	35.4	19.0	24.8	100±15	21.5
CMP FT6	100	22.0	32.3	10.3	20.8	100±15	20.1											
	200	32.0	27.8	1.0	14.7	100±25	15.0											

Jacket sequentially marked at 2 ft. intervals. No rip cord. Third party verified to TIA/EIA-568-B.2, Category 5e

Patch Cable • 24 AWG Stranded (7x32) Bare Copper Conductors • Twisted Pairs • RJ-45 Compatible* • See Color Code Chart (below)

Non-Plenum • Polyolefin Insulation • PVC Jacket (Available in Red, Orange, Yellow, Green, Blue, Purple, Light Gray, White or Black)

 <p>1592A</p>	NEC:	4	U-1000	U-304.8	22.0	10.0	.213	5.41	9.38	3.0	330	1	2.5	62.3	—	60.8	100±15	20.0
	CM											4	4.9	53.3	—	48.7	100±15	23.0
	CEC:											10	7.8	47.3	—	40.8	100±15	25.0
	CM FT1											16	9.9	44.3	—	36.7	100±15	25.0
												31.25	14.1	39.9	—	30.9	100±15	23.6
												62.5	20.4	35.4	—	24.8	100±15	21.5
	100	26.4	32.3	—	20.8	100±15	20.1											
	200	38.9	27.8	—	14.7	100±25	15.0											

*RJ-45 compatible for either T568-A or T568-B configurations. Jacket sequentially marked at 2 ft. intervals. Third party verified to TIA/EIA-568-B.2, Category 5e Patch

ACR = Attenuation Crosstalk Ratio • DCR = DC Resistance • ELFEXT = Equal Level Far-end Crosstalk • FEP = Fluorinated Ethylene Propylene • NEXT = Near-end Crosstalk • PSUM = Power Sum • RL = Return Loss • UTP = Unshielded Twisted Pair(s)

Color Codes: DataTwist 5e

Pair No.	Color Combination
1	White/Blue Stripe & Blue
2	White/Orange Stripe & Orange
3	White/Green Stripe & Green
4	White/Brown Stripe & Brown

Teflon is a DuPont trademark.



For more information, contact Belden Technical Support: 1-800-BELDEN-1 • www.belden.com

IBDN Plus 25-Pair Cat5E UTP Cable

TIA/EIA-568-B.2, Category 5E

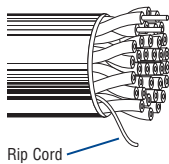
Enhanced Category 5 Nonbonded-pair Cables

Description	Part No.	UL NEC/ C(UL) CEC Type	No. of Pairs	Standard Lengths		Standard Unit Wt.		Nominal OD		Max. DCR (Ω/100m)	Max. DCR Unbal. (%)	Max. Cap. Unbal. (pF/100m)	Freq. (MHz)	Max. Atten. (dB/100m)	Min. PSUM NEXT (dB)	Min. PSUM ELFEXT (dB/100m)	Input Imped. (Ω)	Min. RL (dB)
				Ft.	m	Lbs.	kg	Inch	mm									

24 AWG Solid Bare Copper Conductors • Twisted Pairs • Rip Cord • See Color Code Chart (below)

Non-Plenum • Polyolefin Insulation • Gray PVC Jacket

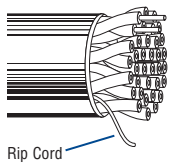
Gray, Reel	24576125	NEC: 25 CMR CEC: CMR	25	1000	304.8	119	54.0	.490	12.45	9.38	—	330	0.772	1.8	64.0	63.0	102±15	19.4
													1.0	2.0	62.3	63.8	100±15	20.0
													4.0	4.1	53.3	48.8	100±15	23.0
													8.0	15.8	48.8	42.7	100±15	24.5
													10.0	16.5	47.3	40.8	100±15	25.0
													16.0	8.2	44.2	36.7	100±15	25.0
													20.0	9.3	42.8	34.8	100±15	25.0
													25.0	10.4	41.3	32.8	100±15	24.3
													31.25	11.7	39.9	30.9	100±15	23.6
													62.5	17.0	35.4	24.9	100±15	21.5
													100.0	22.0	32.3	20.8	100±15	20.1



Jacket sequentially market at 2 ft. intervals.
Third party verified to TIA/EIA-568-B.2, Category 5e

Plenum • FEP Insulation • Gray Low-smoke PVC Jacket

Gray, Reel	24577125	NEC: 25 CMP CEC: CMP	25	1000	304.8	127	57.6	.430	10.90	9.38	—	330	0.772	1.8	64.0	63.0	102±15	19.4
													1.0	2.0	62.3	63.8	100±15	20.0
													4.0	4.1	53.3	48.8	100±15	23.0
													8.0	15.8	48.8	42.7	100±15	24.5
													10.0	16.5	47.3	40.8	100±15	25.0
													16.0	8.2	44.2	36.7	100±15	25.0
													20.0	9.3	42.8	34.8	100±15	25.0
													25.0	10.4	41.3	32.8	100±15	24.3
													31.25	11.7	39.9	30.9	100±15	23.6
													62.5	17.0	35.4	24.9	100±15	21.5
													100.0	22.0	32.3	20.8	100±15	20.1



Jacket sequentially market at 2 ft. intervals.
Third party verified to TIA/EIA-568-B.2, Category 5e

ACR = Attenuation Crosstalk Ratio • DCR = DC Resistance • ELFEXT = Equal Level Far-end Crosstalk • NEXT = Near-end Crosstalk • PSUM = Power Sum • RL = Return Loss • UTP = Unshielded Twisted Pair(s)

**Color Codes:
IBDN Plus 25-Pair Cat5**

Pair No.	Tip	Ring
1	White	Blue
2	White	Orange
3	White	Green
4	White	Brown
5	White	Slate
6	Red	Blue
7	Red	Orange
8	Red	Green
9	Red	Brown
10	Red	Slate
11	Black	Blue
12	Black	Orange
13	Black	Green
14	Black	Brown
15	Black	Slate
16	Yellow	Blue
17	Yellow	Orange
18	Yellow	Green
19	Yellow	Brown
20	Yellow	Slate
21	Violet	Blue
22	Violet	Orange
23	Violet	Green
24	Violet	Brown
25	Violet	Slate



IBDN Plus 25-Pair Cat5 UTP Cable

TIA/EIA-568-A, Category 5

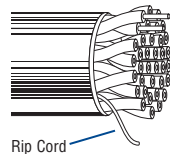
Category 5 Nonbonded-pair Cables

Description	Part No.	UL NEC/ C(UL) CEC Type	No. of Pairs	Standard Lengths		Standard Unit Wt.		Nominal OD		Max. DCR (Ω/100m)	Max. DCR Unbal. (%)	Max. Cap. Unbal. (pF/100m)	Freq. (MHz)	Max. Atten. (dB/100m)	Min. PSUM NEXT (dB)	Input Imped. (Ω)	Min. SRL (dB)
				Ft.	m	Lbs.	kg	Inch	mm								

24 AWG Solid Bare Copper Conductors • Twisted Pairs • Rip Cord • See Color Code Chart (below)

Non-Plenum • Polyolefin Insulation • Blue PVC Jacket

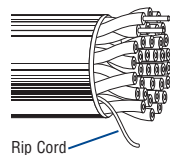
Blue, Reel	24572238	NEC:	25	1000	304.8	118.0	53.5	4.90	124.5	9.38	5.0	330	0.772	1.8	64.0	102±15	—
Blue, Reel	24572250	CMR	25	492	150.0								1.0	2.1	62.0	100±15	23
Blue,, Reel	24572260	CEC:	25	500	152.4								4.0	4.3	53.0	100±15	23
		CMR											8.0	5.9	48.0	100±15	23
													10.0	6.6	47.0	100±15	23
													16.0	8.2	44.0	100±15	23
													20.0	9.2	42.0	100±15	23
													25.0	10.5	41.0	100±15	22
													31.25	11.8	40.0	100±15	21
													62.5	17.1	35.0	100±15	18
													100.0	22.0	32.0	100±15	16



Jacket sequentially market at 2 ft. intervals.
Third party verified to TIA/EIA-568-A, Category 5

Plenum • 100% FEP Insulation • Gray Low-Smoke PVC Jacket

Gray, Reel	24572351	NEC:	25	328	100.0	118.0	53.5	4.90	124.5	9.38	5.0	330	0.772	1.8	64.0	102±15	—
Gray, Reel	24572352	CMP	25	984	300.0								1.0	2.1	62.0	100±15	23
Gray, Reel	24572353	CEC:	25	1000	304.8								4.0	4.3	53.0	100±15	23
		CMP											8.0	5.9	48.0	100±15	23
													10.0	6.6	47.0	100±15	23
													16.0	8.2	44.0	100±15	23
													20.0	9.2	42.0	100±15	23
													25.0	10.5	41.0	100±15	22
													31.25	11.8	40.0	100±15	21
													62.5	17.1	35.0	100±15	18
													100.0	22.0	32.0	100±15	16



Jacket sequentially market at 2 ft. intervals.
Third party verified to TIA/EIA-568-A, Category 5

ACR = Attenuation Crosstalk Ratio • DCR = DC Resistance • ELFEXT = Equal Level Far-end Crosstalk • NEXT = Near-end Crosstalk • PSUM = Power Sum • RL = Return Loss • UTP = Unshielded Twisted Pair(s)

**Color Codes:
IBDN Plus 25-Pair Cat5**

Pair No.	Tip	Ring
1	White	Blue
2	White	Orange
3	White	Green
4	White	Brown
5	White	Slate
6	Red	Blue
7	Red	Orange
8	Red	Green
9	Red	Brown
10	Red	Slate
11	Black	Blue
12	Black	Orange
13	Black	Green
14	Black	Brown
15	Black	Slate
16	Yellow	Blue
17	Yellow	Orange
18	Yellow	Green
19	Yellow	Brown
20	Yellow	Slate
21	Violet	Blue
22	Violet	Orange
23	Violet	Green
24	Violet	Brown
25	Violet	Slate



Data Grade Armored Riser 25-Pair UTP Cable

TIA/EIA-568-A, Category 5

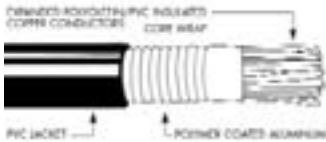
Category 5 Nonbonded-pair Cables

Description	Part No.	UL NEC/ C(UL) CEC Type	No. of Pairs	Standard Lengths		Standard Unit Wt.		Nominal OD		Max. DCR (Ω/100m)	Max. DCR Unbal. (%)	Max. Cap. Unbal. (pF/100m)	Freq. (MHz)	Max. Atten. (dB/100m)	Min. PSUM NEXT (dB)	Input Imped. (Ω)	Min. SRL (dB)
				Ft.	m	Lbs.	kg	Inch	mm								

24 AWG Solid Bare Copper Conductors • Twisted Pairs • Rip Cord • See Color Code Chart (below)

Non-Plenum • Flame Retardant Polymer Insulation • ALVYAN Sheath • PVC Jacket

Gray, Reel	25500027	NEC:	25	8200	2500	205.0	93.0	0.62	15.70	9.38	—	328	0.772	1.8	64.0	102±15	—
Gray, Reel	25500028	CMR	25	Cut Length													
		CEC:															
		CMR															
													1.0	2.1	62.3	100±15	23
													4.0	4.3	53.3	100±15	23
													8.0	5.9	48.8	100±15	23
													10.0	6.6	47.3	100±15	23
													16.0	8.2	44.3	100±15	23
													20.0	9.2	42.8	100±15	23
													25.0	10.5	41.3	100±15	22
													31.25	11.8	40.9	100±15	21
													62.5	17.1	35.4	100±15	18
													100.0	22.0	32.3	100±15	16



Jacket sequentially marked at 2 ft. intervals.
 Featuring Descending Length Marking.
 Third party verified to TIA/EIA-568-A, Category 5

ACR = Attenuation Crosstalk Ratio • DCR = DC Resistance • ELFEXT = Equal Level Far-end Crosstalk • NEXT = Near-end Crosstalk • PSUM = Power Sum • RL = Return Loss • UTP = Unshielded Twisted Pair(s)

Color Codes: Data Grade Riser

Pair No.	Tip	Ring
1	White	Blue
2	White	Orange
3	White	Green
4	White	Brown
5	White	Slate
6	Red	Blue
7	Red	Orange
8	Red	Green
9	Red	Brown
10	Red	Slate
11	Black	Blue
12	Black	Orange
13	Black	Green
14	Black	Brown
15	Black	Slate
16	Yellow	Blue
17	Yellow	Orange
18	Yellow	Green
19	Yellow	Brown
20	Yellow	Slate
21	Violet	Blue
22	Violet	Orange
23	Violet	Green
24	Violet	Brown
25	Violet	Slate

DataTwist® 5 UTP Cable

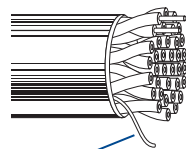
TIA/EIA-568-A, Category 5 Nonbonded-Pair Cables

Description	Part No.	UL NEC/ C(UL) CEC Type	No. of Pairs	Standard Lengths		Standard Unit Wt.		Nominal OD		Max. DCR (Ω/100m)	Max. DCR Unbal. (%)	Max. Cap. Unbal. (pF/100m)	Freq. (MHz)	Max. Atten. (dB/100m)	Min. PSUM NEXT (dB)	Fitted Input Imped. (Ω)	Min. SRL (dB)
				Ft.	m	Lbs.	kg	Inch	mm								

24 AWG Solid Bare Copper Conductors • Twisted Pairs • Rip Cord • See Color Code Chart (below)

Non-Plenum • Polyolefin Insulation • PVC Jacket (Available in Light Gray or Blue)

Part No.	UL NEC/ C(UL) CEC Type	No. of Pairs	Standard Lengths (Ft./m)	Standard Unit Wt. (Lbs./kg)	Nominal OD (Inch/mm)	Max. DCR (Ω/100m)	Max. DCR Unbal. (%)	Max. Cap. Unbal. (pF/100m)	Freq. (MHz)	Max. Atten. (dB/100m)	Min. PSUM NEXT (dB)	Fitted Input Imped. (Ω)	Min. SRL (dB)
1864A	NEC: CMR CEC: CMR FT4	25	1000 / 304.8	144.0 / 65.4	.526 / 13.36	9.38	5.0	330	1	2.0	62.3	100±15	23.0
									10	6.5	47.3	100±15	23.0
									16	8.2	44.3	100±15	23.0
									31.25	11.7	39.9	100±15	21.1
									62.5	17.0	35.4	100±15	18.0
100	22.0	32.3	100±15	16.0									

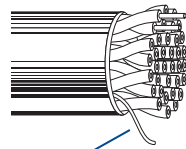


Rip Cord

Jacket sequentially marked at 2 ft. intervals.
Third party verified to TIA/EIA-568-A, Category 5

Plenum • FEP Teflon® Insulation • FEP Jacket (Available in Blue Tint or White Tint)

Part No.	UL NEC/ C(UL) CEC Type	No. of Pairs	Standard Lengths (Ft./m)	Standard Unit Wt. (Lbs./kg)	Nominal OD (Inch/mm)	Max. DCR (Ω/100m)	Max. DCR Unbal. (%)	Max. Cap. Unbal. (pF/100m)	Freq. (MHz)	Max. Atten. (dB/100m)	Min. PSUM NEXT (dB)	Fitted Input Imped. (Ω)	Min. SRL (dB)
1871A	NEC: CMP CEC: CMP	25	1000 / 304.8	131.0 / 59.5	.430 / 10.92	9.38	5.0	330	1	2.0	62.3	100±15	23.0
									10	6.5	47.3	100±15	23.0
									16	8.2	44.3	100±15	23.0
									31.25	11.7	39.9	100±15	21.1
									62.5	17.0	35.4	100±15	18.0
100	22.0	32.3	100±15	16.0									



Rip Cord

Jacket sequentially marked at 2 ft. intervals.
Third party verified to TIA/EIA-568-A, Category 5

DCR = DC Resistance • NEXT = Near-end Crosstalk • PSUM = Power Sum • SRL = Structural Return Loss • UTP = Unshielded Twisted Pair(s)

Color Codes: 1864A

Pair	Color Combination
1	White & Blue
2	White & Orange
3	White & Green
4	White & Brown
5	White & Gray
6	Red & Blue
7	Red & Orange
8	Red & Green
9	Red & Brown
10	Red & Gray
11	Black & Blue
12	Black & Orange
13	Black & Green

Pair	Color Combination
14	Black & Brown
15	Black & Gray
16	Yellow & Blue
17	Yellow & Orange
18	Yellow & Green
19	Yellow & Brown
20	Yellow & Gray
21	Purple & Blue
22	Purple & Orange
23	Purple & Green
24	Purple & Brown
25	Purple & Gray

Color Codes: 1871A

Pair	Color Combination
1	White/Blue Stripe & Blue
2	White/Orange Stripe & Orange
3	White/Green Stripe & Green
4	White/Brown Stripe & Brown
5	White/Gray Stripe & Gray
6	Red/Blue Stripe & Blue
7	Red/Orange Stripe & Orange
8	Red/Green Stripe & Green
9	Red/Brown Stripe & Brown
10	Red/Gray Stripe & Gray
11	Black/Blue Stripe & Blue
12	Black/Orange Stripe & Orange
13	Black/Green Stripe & Green

Pair	Color Combination
14	Black/Brown Stripe & Brown
15	Black/Gray Stripe & Gray
16	Yellow/Blue Stripe & Blue
17	Yellow/Orange Stripe & Orange
18	Yellow/Green Stripe & Green
19	Yellow/Brown Stripe & Brown
20	Yellow/Gray Stripe & Gray
21	Purple/Blue Stripe & Blue
22	Purple/Orange Stripe & Orange
23	Purple/Green Stripe & Green
24	Purple/Brown Stripe & Brown
25	Purple/Gray Stripe & Gray

Teflon is a DuPont trademark.



For more information, contact Belden Technical Support: 1-800-BELDEN-1 • www.belden.com

IBDN Plus UTP Cable

TIA/EIA-568-A, Category 5

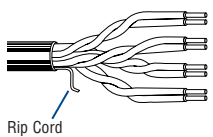
Category 5 Nonbonded-pair Cables

Description	Part No.	UL NEC/ C(UL) CEC Type	No. of Pairs	Standard Lengths		Standard Unit Wt.		Nominal OD		Max. DCR (Ω/100m)	Max. DCR Unbal. (%)	Max. Cap. Unbal. (pF/100m)	Freq. (MHz)	Max. Atten. (dB/100m)	Min. PSUM NEXT (dB)	Min. PSUM ACR (dB/100m)	Input Imped. (Ω)	Min. SRL (dB)
				Ft.	m	Lbs.	kg	Inch	mm									

24 AWG Solid Bare Copper Conductors • Twisted Pairs • Rip Cord • See Color Code Chart (below)

Non-Plenum • Polyolefin Insulation • PVC Jacket

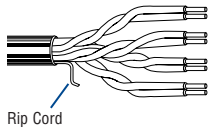
White, Box	24570086	NEC:	4	1000	304.8	10.9	24.0	.186	4.72	9.38	5.0	330	0.772	1.8	64.0	62.2	—	—
Blue, Box	24570036	CMR											1.0	2.0	62.3	60.3	100±15	23.0
		CEC:											4.0	4.1	53.3	49.2	100±15	23.0
		CMR											8.0	5.8	48.8	43.0	100±15	23.0
													10.0	6.5	47.3	40.8	100±15	23.0
													16.0	8.2	44.3	36.0	100±15	23.0
													20.0	9.3	42.8	33.5	100±15	23.0
													25.0	10.4	41.3	30.9	100±15	22.0
													31.25	11.7	39.9	28.2	100±15	21.1
													62.5	17.0	35.4	18.4	100±15	18.1
													100.0	22.0	32.3	10.3	100±15	16.0
													155.0 [▶]	28.1	29.5	1.4	100±15	14.1



Jacket sequentially marked at 2 ft. intervals.
Featuring Descending Length Marking.
Third party verified to TIA/EIA-568-A, Category 5

Non-Plenum • Polyolefin Insulation • LSZH Polymer Alloy

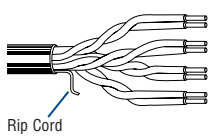
Purple, Box	24570152	NEC:	4	1000	304.8	11.3	25.0	.198	5.03	9.38	5.0	330	0.772	1.8	64.0	62.2	—	—
		CMR											1.0	2.0	62.3	60.3	100±15	23.0
		CEC:											4.0	4.1	53.3	49.2	100±15	23.0
		CMR											8.0	5.8	48.8	43.0	100±15	23.0
													10.0	6.5	47.3	40.8	100±15	23.0
													16.0	8.2	44.3	36.0	100±15	23.0
													20.0	9.3	42.8	33.5	100±15	23.0
													25.0	10.4	41.3	30.9	100±15	22.0
													31.25	11.7	39.9	28.2	100±15	21.1
													62.5	17.0	35.4	18.4	100±15	18.1
													100.0	22.0	32.3	10.3	100±15	16.0
													155.0 [▶]	28.1	29.5	1.4	100±15	14.1



Jacket sequentially marked at 2 ft. intervals.
Featuring Descending Length Marking.
Third party verified to TIA/EIA-568-A, Category 5

Plenum • Dual Insulation: Polyolefin/FEP • Low-Smoke PVC Jacket

White, Box	24570700	NEC:	4	1000	304.8	9.98	22.0	.188	4.78	9.38	5.0	330	0.772	1.8	64.0	62.2	—	—
Blue, Box	24570750	CMP											1.0	2.0	62.3	60.3	100±15	23.0
		CEC:											4.0	4.1	53.3	49.2	100±15	23.0
		CMP											8.0	5.8	48.8	43.0	100±15	23.0
													10.0	6.5	47.3	40.8	100±15	23.0
													16.0	8.2	44.3	36.0	100±15	23.0
													20.0	9.3	42.8	33.5	100±15	23.0
													25.0	10.4	41.3	30.9	100±15	22.0
													31.25	11.7	39.9	28.2	100±15	21.1
													62.5	17.0	35.4	18.4	100±15	18.1
													100.0	22.0	32.3	10.3	100±15	16.0
													155.0 [▶]	28.1	29.5	1.4	100±15	14.1



Jacket sequentially marked at 2 ft. intervals.
Featuring Descending Length Marking.
Third party verified to TIA/EIA-568-A, Category 5

ACR = Attenuation Crosstalk Ratio • DCR = DC Resistance • ELFEXT = Equal Level Far-end Crosstalk • NEXT = Near-end Crosstalk • PSUM = Power Sum • RL = Return Loss • UTP = Unshielded Twisted Pair(s)

[▶]Values provided for information only.

Color Codes: IBDN Plus

Pair No.	Color Combination
1	White/Blue Stripe & Blue
2	White/Orange Stripe & Orange
3	White/Green Stripe & Green
4	White/Brown Stripe & Brown



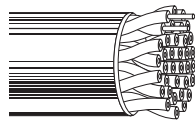
DataTwist® 3 UTP Cable

TIA/EIA-568-A, Category 3 Nonbonded-Pair Cables

Description	Part No.	UL NEC/ C(UL) CEC Type	No. of Pairs	Standard Lengths		Standard Unit Weight		Nominal OD		Nominal DCR (Cond.)	Nom. Imped. (Ω)	Nominal Capacitance		Freq. (MHz)	Min. NEXT (dB)	Maximum Attenuation	
				Ft.	m	Lbs.	kg	Inch	mm			* pF/Ft.	* pF/m			(dB/1000')	(dB/100m)

24 AWG Solid Bare Copper Conductors • Twisted Pairs • See Color Code Chart (below)

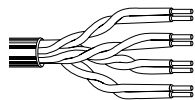
Non-Plenum • Polyolefin Insulation • Gray PVC Jacket



1227A1	NEC:	2	U-1000	U-304.8	13.0	6.0	.173	4.39	28.0Ω/M'	100	19.0	62.3	1	41.0	7.8	2.56
	CMR												4	32.0	17.0	5.58
	CEC:												10	26.0	30.0	9.71
	CMR												16	23.0	40.0	13.10
1229A1	NEC:	4	U-1000	U-304.8	22.0	10.0	.197	5.00								
	CMR															
1232A1	NEC:	25†	1000	304.8	104.0	47.2	.399	10.14								
	CMR															

Jacket sequentially marked at 2 ft. intervals.
Third party verified to TIA/EIA-568-A, Category 3

Plenum • Low-Smoke PVC Insulation • White Low-Smoke PVC Jacket



1243A2	NEC:	2	U-1000	U-304.8	14.0	6.4	.170	4.32	28.0Ω/M'	100	19.0	62.3	1	41.0	7.8	2.56
	CMP												4	32.0	17.0	5.58
	CEC:												10	26.0	30.0	9.71
	CMP												16	23.0	40.0	13.10
1245A2	NEC:	4	U-1000	U-304.8	23.0	10.4	.200	5.08								
	CMP															

Jacket sequentially marked at 2 ft. intervals.
Third party verified to TIA/EIA-568-A, Category 3

DCR = DC Resistance • NEXT = Near-end Crosstalk • UTP = Unshielded Twisted Pair(s)

*Capacitance between conductors
† 25-pair NEXT is Power Sum tested.

Not RoHS compliant at time of printing. Please check with Belden Technical Support for current compliance information at 1-800-BELDEN-1.

Color Codes: DataTwist 3

Pair No.	Color Combination	Pair No.	Color Combination
1	White/Blue Stripe & Blue/White Stripe	14	Black/Brown Stripe & Brown/Black Stripe
2	White/Orange Stripe & Orange/White Stripe	15	Black/Gray Stripe & Gray/Black Stripe
3	White/Green Stripe & Green/White Stripe	16	Yellow/Blue Stripe & Blue/Yellow Stripe
4	White/Brown Stripe & Brown/White Stripe	17	Yellow/Orange Stripe & Orange/Yellow Stripe
5	White/Gray Stripe & Gray/White Stripe	18	Yellow/Green Stripe & Green/Yellow Stripe
6	Red/Blue Stripe & Blue/Red Stripe	19	Yellow/Brown Stripe & Brown/Yellow Stripe
7	Red/Orange Stripe & Orange/Red Stripe	20	Yellow/Gray Stripe & Gray/Yellow Stripe
8	Red/Green Stripe & Green/Red Stripe	21	Purple/Blue Stripe & Blue/Purple Stripe
9	Red/Brown Stripe & Brown/Red Stripe	22	Purple/Orange Stripe & Orange/Purple Stripe
10	Red/Gray Stripe & Gray/Red Stripe	23	Purple/Green Stripe & Green/Purple Stripe
11	Black/Blue Stripe & Blue/Black Stripe	24	Purple/Brown Stripe & Brown/Purple Stripe
12	Black/Orange Stripe & Orange/Black Stripe	25	Purple/Gray Stripe & Gray/Purple Stripe
13	Black/Green Stripe & Green/Black Stripe		

D-Inside and D-Flex Plenum UTP Cable

TIA/EIA-568-A and CSA T529-95, Category 3

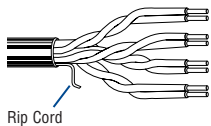
Category 3 Nonbonded-pair Cables

Description	Part No.	UL NEC/ C(UL) CEC Type	No. of Pairs	Standard Lengths		Standard Unit Wt.		Nominal OD		Max. DCR (Ω/100m)	Max. DCR Unbal. (%)	Max. Cap. Unbal. (pF/100m)	Freq. (MHz)	Max. Atten. (dB/100m)	Min. NEXT (dB)	Input Imped. (Ω)	Min. SRL (dB)
				Ft.	m	Lbs.	kg	Inch	mm								

24 AWG Solid Bare Copper Conductors • Twisted Pairs • Rip Cord • See Color Code Chart (below)

Non-Plenum • Polyvinyl Chloride Insulation • Olive Gray Low-Smoke PVC Jacket

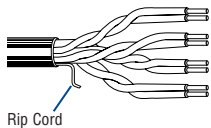
Olive Gray, Box	24501922	NEC:	2	2500	762.0	11.0	4.99	0.13	3.30	9.38	5.0	262	0.772	2.2	43.0	—	—
Olive Gray, Box	24501934	CMR	3	1500	457.2	15.0	6.80	0.15	3.90				1.0	2.6	41.0	100±15	12.0
Olive Gray, Box	24501941	CEC:	4	1000	304.8	18.0	8.16	0.17	4.30				4.0	5.6	32.0	100±15	12.0
Olive Gray, Box	24501950	CMR	4	1500	457.2	18.0	8.16	0.17	4.30				8.0	8.5	28.0	100±15	12.0
Olive Gray, Reel	24501947		4	1000	304.8	18.0	8.16	0.17	4.30				10.0	9.7	26.0	100±15	12.0
													16.0	13.1	23.0	100±15	10.0



Jacket sequentially marked at 2 ft. intervals.
Featuring Descending Length Marking.
Third party verified to TIA/EIA-568-A, Category 3

Plenum • Low Smoke Polyvinyl Chloride Insulation • Olive Gray Low-Smoke Jacket

Olive Gray, Box	24571097	NEC:	3	1500	457.2	16.0	7.26	0.16	4.06	9.38	5.0	262	0.772	2.2	43.0	—	—
Olive Gray, Box	24571111	CMP	4	1000	304.8	19.0	8.62	0.19	4.70				1.0	2.6	41.0	100±15	12.0
Olive Gray, Box	24571112	CEC:	4	1500	457.2	19.0	8.62	0.19	4.70				4.0	5.6	32.0	100±15	12.0
Olive Gray, Reel	24571110	CMP	4	1000	304.8	19.0	8.62	0.19	4.70				8.0	8.5	28.0	100±15	12.0
													10.0	9.7	26.0	100±15	12.0
													16.0	13.1	23.0	100±15	10.0



Jacket sequentially marked at 2 ft. intervals.
Featuring Descending Length Marking.
Third party verified to TIA/EIA-568-A, Category 3

ACR = Attenuation Crosstalk Ratio • DCR = DC Resistance • ELFEXT = Equal Level Far-end Crosstalk • NEXT = Near-end Crosstalk • RL = Return Loss • UTP = Unshielded Twisted Pair(s)

Color Codes: D-Inside and D-Flex

Pair No.	Color Combination
1	White/Blue Stripe & Blue/White Stripe
2	White/Orange Stripe & Orange/White Stripe
3	White/Green Stripe & Green/White Stripe
4	White/Brown Stripe & Brown/White Stripe



D-Series Multipair UTP Cable

TIA/EIA-568-A and CSA T529-95, Category 3

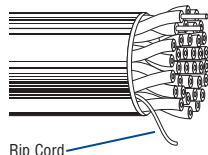
Category 3 Nonbonded-pair Cables

Description	Part No.	UL NEC/ C(UL) CEC Type	No. of Pairs	Standard Lengths		Standard Unit Wt.		Nominal OD		Max. DCR (Ω/100m)	Max. DCR Unbal. (%)	Max. Cap. Unbal. (pF/100m)	Freq. (MHz)	Max. Atten. (dB/100m)	Min. PSUM NEXT (dB)	Input Imped. (Ω)	Min. SRL (dB)
				Ft.	m	Lbs.	kg	Inch	mm								

24 AWG Solid Bare Copper Conductors • Twisted Pairs • Rip Cord • See Color Code Chart (below)

Non-Plenum • Semi-Rigid Polyvinyl Chloride Insulation • Olive Gray PVC Jacket

Olive Gray, Reel	24501829	NEC:	6	1000	304.8	28.0	12.7	0.21	5.3	—	8.8	262	0.772	2.2	43.0	100±15	12.0
Olive Gray, Reel	24501837	CMR	12	1000	304.8	50.0	22.7	0.28	7.1				1.0	2.6	41.0	100±15	12.0
Olive Gray, Reel	24501848	CEC:	16	984	300.0	64.0	29.0	0.32	8.0				4.0	5.6	32.0	100±15	12.0
Olive Gray, Reel	24501858	CMR	25	1000	304.8	100.0	45.4	0.39	10.0				8.0	8.5	28.0	100±15	12.0
Olive Gray, Reel	24501877		50	1000	304.8	194.0	87.0	0.53	13.4				10.0	9.7	26.0	100±15	12.0
Olive Gray, Reel	24501887		75	2083	635.0	279.0	126.6	0.63	16.0				16.0	13.1	23.0	100±15	10.0
Olive Gray, Reel	24501897		100	1575	480.0	365.0	165.6	0.72	18.2								
Olive Gray, Reel	24501906		200	900	274.3	703.0	318.9	0.99	25.1								

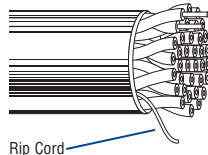


Rip Cord

Jacket sequentially marked at 2 ft. intervals.
Featuring Descending Length Marking.
Third party verified to TIA/EIA-568-A, Category 3

Plenum • Low Smoke Polyvinyl Chloride Insulation • Low-Smoke PVC Jacket (Gray or Translucent)

Translucent, Reel	24571221	NEC:	25	1500	457.2	107.0	48.5	0.42	10.7	—	8.8	262	0.772	2.2	43.0	100±15	12.0
Gray, Reel	24571235	CMP	50	1000	304.8	211.0	95.7	0.49	12.4				1.0	2.6	41.0	100±15	12.0
Gray, Reel	24571250	CEC:	100	1500	457.2	415.0	188.2	0.72	18.3				4.0	5.6	32.0	100±15	12.0
Gray, Reel	24571265	CMP	200	1000	304.8	874.0	396.4	1.04	26.3				8.0	8.5	28.0	100±15	12.0
Gray, Reel	24571266		300	1000	304.8	1234.0	559.7	1.27	32.3				10.0	9.7	26.0	100±15	12.0



Rip Cord

Jacket sequentially marked at 2 ft. intervals.
Featuring Descending Length Marking.
Third party verified to TIA/EIA-568-A, Category 3

ACR = Attenuation Crosstalk Ratio • DCR = DC Resistance • ELFEXT = Equal Level Far-end Crosstalk • NEXT = Near-end Crosstalk • PSUM = Power Sum • RL = Return Loss • UTP = Unshielded Twisted Pair(s)

Color Codes: D-Series Multipair

Pair No.	Tip	Ring
1	White/Blue	Blue/White
2	White/Orange	Orange/White
3	White/Green	Green/White
4	White/Brown	Brown/White
5	White/Slate	Slate/White
6	Red/Blue	Blue/Red
7	Red/Orange	Orange/Red
8	Red/Green	Green/Red
9	Red/Brown	Brown/Red
10	Red/Slate	Slate/Red
11	Black/Blue	Blue/Black
12	Black/Orange	Orange/Black
13	Black/Green	Green/Black

Pair No.	Tip	Ring
14	Black/Brown	Brown/Black
15	Black/Slate	Slate/Black
16	Yellow/Blue	Blue/Yellow
17	Yellow/Orange	Orange/Yellow
18	Yellow/Green	Green/Yellow
19	Yellow/Brown	Brown/Yellow
20	Yellow/Slate	Slate/Yellow
21	Violet/Blue	Blue/Violet
22	Violet/Orange	Orange/Violet
23	Violet/Green	Green/Violet
24	Violet/Brown	Brown/Violet
25	Violet/Slate	Slate/Violet



Riser Multipair Armored UTP Cable

TIA/EIA-568-A and CSA T529-95, Category 3

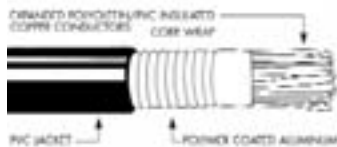
Category 3 Nonbonded-pair Cables

Description	Part No.	UL NEC/ C(UL) CEC Type	No. of Pairs	Standard Lengths		Standard Unit Wt.		Nominal OD		Max. DCR (Ω/100m)	Max. DCR Unbal. (%)	Max. Cap. Unbal. (pF/100m)	Freq. (MHz)	Max. Atten. (dB/100m)	Min. PSUM NEXT (dB)	Input Imped. (Ω)	Min. SRL (dB)
				Ft.	m	Lbs.	kg	Inch	mm								

24 AWG Solid Bare Copper Conductors • Twisted Pairs • Rip Cord • See Color Code Chart (below)

Non-Plenum • Dual Insulation: Polyolefin/PVC • ALVYAN Sheath • Gray PVC Jacket

Gray, Reel	22713010	NEC:	25	Variable Length	132.0	59.9	0.47	11.9	—	8.8	262	0.772	2.2	43.0	102±15	12.0
Gray, Reel	22713020	CMR	50	Variable Length	239.0	108.4	0.66	16.7				1.0	2.6	41.0	102±15	12.0
Gray, Reel	22713030	CEC:	100	Variable Length	421.0	191.0	0.85	21.5				4.0	5.6	32.0	102±15	12.0
Gray, Reel	22713035	CMR	105	Variable Length	610.0	276.7	0.99	25.3				8.0	8.5	28.0	102±15	12.0
Gray, Reel	22713040		200	Variable Length	766.0	347.5	1.10	28.0				10.0	9.7	26.0	102±15	12.0
Gray, Reel	22713045		250	Variable Length	940.0	426.4	1.22	31.0				16.0	13.1	23.0	102±15	10.0
Gray, Reel	22713050		300	Variable Length	1111.0	503.9	1.32	33.5								
Gray, Reel	22713060		400	Variable Length	1453.0	659.1	1.50	38.0								
Gray, Reel	22713070		600	Variable Length	2146.0	973.4	1.84	46.8								
Gray, Reel	22713080		900	Variable Length	3204.0	1453.3	2.25	57.1								
Gray, Reel	22713090		1200	Variable Length	4216.0	1912.3	2.56	65.1								



Jacket sequentially marked at 2 ft. intervals.
Third party verified to TIA/EIA-568-A, Category 3

ACR = Attenuation Crosstalk Ratio • DCR = DC Resistance • ELFEXT = Equal Level Far-end Crosstalk • NEXT = Near-end Crosstalk • PSUM = Power Sum • RL = Return Loss • UTP = Unshielded Twisted Pair(s)

Color Codes: Riser Multipair

Pair No.	Tip	Ring	Binder group
1	White	Blue	White/Blue
2	White	Orange	White/Orange
3	White	Green	White/Green
4	White	Brown	White/Brown
5	White	Slate	White/Slate
6	Red	Blue	Red/Blue
7	Red	Orange	Red/Orange
8	Red	Green	Red/Green
9	Red	Brown	Red/Brown
10	Red	Slate	Red/Slate
11	Black	Blue	Black/Blue
12	Black	Orange	Black/Orange
13	Black	Green	Black/Green
14	Black	Brown	Black/Brown
15	Black	Slate	Black/Slate
16	Yellow	Blue	Yellow/Blue
17	Yellow	Orange	Yellow/Orange
18	Yellow	Green	Yellow/Green
19	Yellow	Brown	Yellow/Brown
20	Yellow	Slate	Yellow/Slate
21	Violet	Blue	Violet/Blue
22	Violet	Orange	Violet/Orange
23	Violet	Green	Violet/Green
24	Violet	Brown	Violet/Brown
25	Violet	Slate	Violet/Slate

