


Combination Unshielded and Braid Shield and Overall Braid Shield

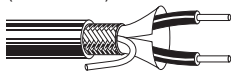
Audio, Control and Instrumentation Cables

Description	Part No.	UL NEC/ C(UL) CEC Type	No. of Pairs	Color Code	Standard Lengths		Standard Unit Weight		Insulation Thickness		Jacket Thickness		Nominal OD		Nominal Capacitance			
					Ft.	m	Lbs.	kg	Inch	mm	Inch	mm	Inch	mm	* pF/ Ft.	* pF/ m	** pF/ Ft.	** pF/ m

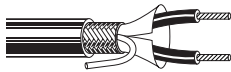
Combination • 22 AWG Stranded (7x30) TC Conductors • Conductors Cabled • TC Braid Shield Over One Pair (62% Coverage)

Polyethylene Insulation • Chrome PVC Jacket																				
	UL AWM Style 2094 (300V 60°C)	8732	NEC: CM	2: (1) Shld	Black, Clear	500	152.4	17.5	7.9	.020	.51	.030	.76	.206	5.23	21	69	37	121	
			CEC: CM	(1) Unshld		U-1000	U-304.8	37.0	16.8					x	x					
						1000	304.8	39.0	17.7					.332	8.43					


Overall Braid • 22 AWG Solid TC Conductors • Twisted Pair • Polyester Tape + TC Braid Shield (88% Coverage) • 22 AWG Solid TC Drain Wire

PVC Insulation • Black PVC Jacket																				
	UL AWM Style 2095 (300V 80°C)	8437	NEC: CMG	1	Black, Red	1000	304.8	25.0	11.4	.015	.38	.025	.64	.200	5.08	48	157	85	279	
			CEC: CMG FT4																	

Overall Braid • 22 AWG Stranded (7x30) TC Conductors • Twisted Pair • Polyester Tape + TC Braid Shield (86% Coverage) • Stranded TC Drain Wire

PVC Insulation • Black PVC Jacket																			
	UL AWM Style 2095 (300V 80°C)	8441	NEC: CMG	1	Black, Red	100	30.5	3.6	1.6	.015	.38	.025	.64	.210	5.33	49	161	86	282
			CEC: CMG FT4			U-500	U-152.4	14.0	6.4										
						500	152.4	14.0	6.4										
						U-1000	U-304.8	27.0	12.3										

Overall Braid • 18 AWG Stranded (16x30) Tinned Copper Conductors • Twisted Pair • Separator + TC Braid Shield (73% Coverage)

Rubber Insulation • Chrome PVC Jacket																			
	300V RMS 80°C	8208		1	Red, White	100	30.5	4.7	2.1	.022	.56	.025	.64	.257	6.53	46	151	77	253
						U-500	U-152.4	21.5	9.8										
						500	152.4	20.0	9.1										
						U-1000	U-304.8	42.0	19.1										

TC = Tinned Copper

*Capacitance between conductors.

**Capacitance between one conductor and other conductors connected to shield.