


DBS Cable

Series 6


Description	Part No.	UL NEC/ C(UL) CEC Type	Standard Lengths		Standard Unit Weight		Conductor (stranding) Diameter Nom. DCR	Nominal Core OD		Shielding Materials Nom. DCR	Nominal OD		Nom. Imp. (Ω)	Nom. Vel. of Prop.	Nominal Capacitance		Nominal Attenuation		
			Ft.	m	Lbs.	kg		Inch	mm		Inch	mm			pF/Ft.	pF/m	MHz	dB/100 Ft.	dB/100m

Series 6 • 18 AWG Solid .040" Bare Copper or Bare Copper-covered Steel Conductor (see below) • Duobond® II + Aluminum Braid Shield (60% Coverage)


Gas-injected Foam Polyethylene Insulation • PVC Jacket (Black, Gray, White or Neutral)

80°C 	1829A	NEC: CATV CM CEC: CM	U-1000†	U-304.8	29.0	13.2	18 AWG (solid) .040" BCCS 28.0Ω/M' 91.9Ω/km	.180	4.57	Duobond II* + 60% Aluminum Braid 9.0Ω/M' 29.5Ω/km	.270	6.86	75	83%	16.2	53.1	5	.5	1.6
			1000†	304.8	29.0	13.2											55	1.4	4.6
																	211	2.6	8.5
																	500	4.1	13.5
																	750	5.1	16.7
																	862	5.5	18.0
																	1000	6.0	19.7
																	1450	7.8	25.6
																	1800	8.6	28.2
																	2250	9.8	32.2

†Final put-up length may vary ±10% for spools, ±5% for unreel cartons.


80°C 	1829AC	NEC: CATV CM CEC: CM	U-1000 [▲]	U-304.8	27.0	12.3	18 AWG (solid) .040" BCAC 6.4Ω/M' 21.0Ω/km	.180	4.57	Duobond II* + 60% Aluminum Braid 9.0Ω/M' 29.5Ω/km	.270	6.86	75	83%	16.2	53.1	5	.5	1.6
			1000 [▲]	304.8	27.0	12.3											55	1.4	4.6
																	211	2.6	8.5
																	500	4.1	13.5
																	750	5.1	16.7
																	862	5.5	18.0
																	1000	6.0	19.7
																	1450	7.8	25.6
																	1800	8.6	28.2
																	2250	9.8	32.2

[▲]U-1000 ft. put-up available in Black, White or Gray only. 1000 ft. available in White or Black only.


80°C 	1829R <small>new</small>	NEC: CATVR, CMR CEC: CMG FT4	U-1000*	U-304.8	29.0	13.2	18 AWG (solid) .040" BCCS 28.0Ω/M' 21.0Ω/km	.180	4.57	Duobond II* + 60% Aluminum Braid 9.0Ω/M' 29.5Ω/km	.270	6.86	75	83%	16.2	53.1	5	.5	1.6
																	55	1.4	4.6
																	211	2.6	8.5
																	500	4.1	13.5
																	750	5.1	16.7
																	862	5.5	18.0
																	1000	6.0	19.7
																	1450	7.8	25.6
																	1800	8.6	28.2
																	2250	9.8	32.2

*U-1000 ft. put-up not available in Neutral.

Gas-injected Foam Polyethylene Insulation • Black Polyethylene Jacket


Burial 80°C 	1829B	—	1000	304.8	26.0	11.8	18 AWG (solid) .040" BCCS 28.0Ω/M' 91.9Ω/km	.180	4.57	Duobond II* + 60% Aluminum Braid 9.0Ω/M' 29.5Ω/km	.270	6.86	75	83%	16.2	53.1	5	.5	1.6
																	55	1.4	4.6
																	211	2.6	8.5
																	500	4.1	13.5
																	750	5.1	16.7
																	862	5.5	18.0
																	1000	6.0	19.7
																	1450	7.8	25.6
																	1800	8.6	28.2
																	2250	9.8	32.2

CoreGuard®

Burial 80°C 	1829BC	—	1000	304.8	27.0	12.3	18 AWG (solid) .040" BCAC 6.4Ω/M' 21.0Ω/km	.180	4.57	Duobond II* + 60% Aluminum Braid 9.0Ω/M' 29.5Ω/km	.270	6.86	75	83%	16.2	53.1	5	.5	1.6
																	55	1.4	4.6
																	211	2.6	8.5
																	500	4.1	13.5
																	750	5.1	16.7
																	862	5.5	18.0
																	1000	6.0	19.7
																	1450	7.8	25.6
																	1800	8.6	28.2
																	2250	9.8	32.2

CoreGuard®

Plenum • Foam FEP Insulation • Natural Flamarrest® Jacket

75°C 	1829P <small>new</small>	NEC: CATVP, CMP CEC: CMP FT6	U-1000	U-304.8	27.0	12.3	18 AWG (solid) .040" BCCS 28.0Ω/M' 91.9Ω/km	.170	4.32	Duobond II* + 60% Aluminum Braid 9.0Ω/M' 29.5Ω/km	.235	5.97	75	83%	16.3	53.4	1	.3	1.0
			1000	304.8	27.0	12.3											10	.7	2.2
																	50	1.5	4.9
																	100	2.1	6.9
																	200	3.0	9.8
																	400	4.4	14.4
																	700	6.1	20.0
																	900	7.2	23.6
																	1000	7.6	24.9
																	1450	9.6	31.5

BC = Bare Copper • BCAC = Bare Copper Anti-corrosion • BCCS = Bare Copper-covered Steel • DCR = DC Resistance • FEP = Fluorinated Ethylene Propylene

*Duobond II = Bonded Duofoil® (100% coverage) + aluminum braid (67% coverage).

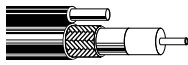
DBS Cable

Series 6

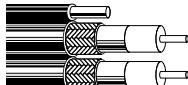
Description	Part No.	UL NEC/ C(UL) CEC Type	Standard Lengths		Standard Unit Weight		Conductor (stranding) Diameter Nom. DCR	Nominal Core OD		Shielding Materials Nom. DCR	Nominal OD		Nom. Imp. (Ω)	Nom. Vel. of Prop.	Nominal Capacitance		Nominal Attenuation		
			Ft.	m	Lbs.	kg		Inch	mm		Inch	mm			pF/Ft.	pF/m	MHz	dB/100 Ft.	dB/100m

Series 6 • 18 AWG Solid .040" Bare Copper or Bare Copper-covered Steel Conductor (see below) • Duobond® II + AL Braid Shield (60% Coverage) (cont'd)


Gas-injected Foam Polyethylene Insulation • Black PVC Jacket

80°C 	1839A	—	1000	304.8	40.0	18.1	18 AWG (solid) .040"	.180	4.57	Duobond II* + 60% Aluminum Braid	.270 x .405	6.86 x 10.29	75	83%	16.2	53.1	5	.5	1.6
																	55	1.4	4.6
																	211	2.6	8.5
																	500	4.1	13.5
																	750	5.1	16.7
																	862	5.5	18.0
																	1000	6.0	19.7
																	1450	7.8	25.6
																	1800	8.6	28.2
																	2250	9.8	32.2


.045" (1.14mm) copper-covered steel, static ground.

80°C 	1840A	—	500	152.4	37.5	17.0	18 AWG (solid) .040"	.180	4.57	Duobond II* + 60% Aluminum Braid	.273 x .703	6.93 x 17.86	75	83%	16.2	53.1	5	.5	1.6
																	55	1.4	4.6
																	211	2.6	8.5
																	500	4.1	13.5
																	750	5.1	16.7
																	862	5.5	18.0
																	1000	6.0	19.7
																	1450	7.8	25.6
																	1800	8.6	28.2
																	2250	9.8	32.2

.045" (1.14mm) copper-covered steel static ground.

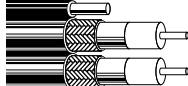
80°C 	1841A	NEC: CATV CM CEC: CM	1000	304.8	66.0	30.0	18 AWG (solid) .040"	.180	4.57	Duobond II* + 60% Aluminum Braid	.273 x .595	6.93 x 15.11	75	83%	16.2	53.1	5	.5	1.6
																	55	1.4	4.6
																	211	2.6	8.5
																	500	4.1	13.5
																	750	5.1	16.7
																	862	5.5	18.0
																	1000	6.0	19.7
																	1450	7.8	25.6
																	1800	8.6	28.2
																	2250	9.8	32.2

Gas-injected Foam Polyethylene Insulation • PVC Jacket (Black, Gray or White)

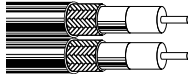
80°C 	1839AC	—	1000 [▲]	304.8	44.0	20.0	18 AWG (solid) .040"	.180	4.57	Duobond II* + 60% Aluminum Braid	.270 x .405	6.86 x 10.29	75	83%	16.2	53.1	5	.5	1.6
																	55	1.4	4.6
																	211	2.6	8.5
																	500	4.1	13.5
																	750	5.1	16.7
																	862	5.5	18.0
																	1000	6.0	19.7
																	1450	7.8	25.6
																	1800	8.6	28.2
																	2250	9.8	32.2
3000	11.3	37.1																	

[▲]1000 ft. put-up not available in White.

.045" (1.14mm) copper-covered steel static ground.

80°C 	1840AC	—	500	152.4	38.0	17.2	18 AWG (solid) .040"	.180	4.57	Duobond II* + 60% Aluminum BC	.273 x .703	6.93 x 17.86	75	83%	16.2	53.1	5	.5	1.6
																	55	1.4	4.6
																	211	2.6	8.5
																	500	4.1	13.5
																	750	5.1	16.7
																	862	5.5	18.0
																	1000	6.0	19.7
																	1450	7.8	25.6
																	1800	8.6	28.2
																	2250	9.8	32.2
3000	11.3	37.1																	

.045" (1.14mm) copper-covered steel static ground.

80°C 	1841AC	NEC: CATV CM CEC: CM	500	152.4	32.5	14.7	18 AWG (solid) .040"	.180	4.57	Duobond II* + 60% Aluminum Braid	.273 x .595	6.93 x 15.11	75	83%	16.2	53.1	5	.5	1.6
																	55	1.4	4.6
																	211	2.6	8.5
																	500	4.1	13.5
																	750	5.1	16.7
																	862	5.5	18.0
																	1000	6.0	19.7
																	1450	7.8	25.6
																	1800	8.6	28.2
																	2250	9.8	32.2
3000	11.3	37.1																	

AL = Aluminum • BC = Bare Copper • BCAC = Bare Copper Anti-corrosion • BCCS = Bare Copper-covered Steel • DCR = DC Resistance

*Duobond II = Bonded Duofoil® (100% coverage) + aluminum braid (67% coverage).

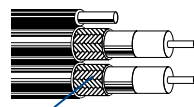
DBS Cable

Series 6

Description	Part No.	UL NEC/ C(UL) CEC Type	Standard Lengths		Standard Unit Weight		Conductor (stranding) Diameter Nom. DCR	Nominal Core OD		Shielding Materials Nom. DCR	Nominal OD		Nom. Imp. (Ω)	Nom. Vel. of Prop.	Nominal Capacitance		Nominal Attenuation		
			Ft.	m	Lbs.	kg		Inch	mm		Inch	mm			pF/Ft.	pF/m	MHz	dB/100 Ft.	dB/100m

Series 6 • 18 AWG Solid .040" Bare Copper-covered Steel Conductor • Duobond® II + Aluminum Braid Shield (60% Coverage)


Gas-injected Foam Polyethylene Insulation • Black Polyethylene Jacket

 <p>CoreGuard®</p>	Burial	1843A	—	1000	304.8	64.0	29.1	18 AWG (solid)	.180	4.57	Duobond II* + 60% Aluminum Braid	.273 X .750	6.93 X 19.05	75	83%	16.2	53.1	5	.5	1.6	
	80°C							.040"										55	1.4	4.6	
								28.0Ω/M'											211	2.6	8.5
								91.9Ω/km											500	4.1	13.5
																			750	5.1	16.7
																			862	5.5	18.0
																			1000	6.0	19.7
																			1450	7.8	25.6
																			1800	8.6	28.2
																			2250	9.8	32.2

.045" (1.14mm) copper-covered steel static ground.
Suitable for Outdoor and Direct Burial applications.

HDTV Series 6 • 18 AWG Solid .040" Bare Copper Conductor • Duobond + Aluminum Braid Shields (77% and 80% Coverage)


Gas-injected Foam Polyethylene Insulation • PVC Jacket (Black or White)

 <p>Shorting Fold</p>	80°C	7915A	NEC: U-500	U-152.4	16.5	7.5	18 AWG (solid)	.180	4.57	Duobond Plus**	.275	6.99	75	83%	16.2	53.1	5	.5	1.6	
			CATV CM	500	152.4	18.0	8.2	.040"			77% & 80%							55	1.4	4.6
			CEC: U-1000	U-304.8	32.0	14.5					Aluminum Braids							211	2.6	8.5
			CM	1000	304.8	32.0	14.5	6.4Ω/M'			4.6Ω/M'							500	4.1	13.5
								21.0Ω/km			15.1Ω/km							750	5.1	16.7
																		862	5.5	18.0
																		1000	6.0	19.7
																		1450	7.8	25.6
																		1800	8.6	28.2
																		2250	9.8	32.2

Sweep tested 950 MHz to 2.25 GHz.

Series 6 • 18 AWG Solid .040" Bare Copper Conductor • Duobond + Aluminum Braid Shields (60% and 40% Coverage)

Gas-injected Foam Polyethylene Insulation • PVC Jacket (Black or White)

		7916A	NEC: U-500	U-152.4	18.5	8.4	18 AWG (solid)	.180	4.57	Duobond IV*	.298	7.57	75	83%	16.2	53.1	5	.5	1.6	
			CATV CM	500	152.4	19.5	8.9	.040"			60% & 40%							55	1.4	4.6
			CEC: U-1000	U-304.8	36.0	16.3					Aluminum Braids							211	2.6	8.5
			CM	1000	304.8	35.0	15.9	6.4Ω/M'			4.8Ω/M'							500	4.1	13.5
								21.0Ω/km			15.7Ω/km							750	5.1	16.7
																		862	5.5	18.0
																		1000	6.0	19.7
																		1450	7.8	25.6
																		1800	8.6	28.2
																		2250	9.8	32.2

BC = Bare Copper • BCCS = Bare Copper-covered Steel • DCR = DC Resistance

*Duobond II = Bonded Duofoil® (100% coverage) + aluminum braid (67% coverage).

Duobond Plus = Bonded Duofoil (100% coverage) + aluminum braid (67% coverage) + shorting fold.

Duobond IV = Bonded Duofoil (100% coverage) + aluminum braid (67% coverage) + Duofoil (100% coverage) + aluminum braid (46% coverage).