



Low Loss 50 Ohm Wireless RF Transmission Cable

RG-174 Type

Description	Part No.	UL NEC/ C(UL) CEC Type	Standard Lengths		Standard Unit Weight		Conductor (stranding) Diameter Nom. DCR	Nominal Core OD		Shielding Materials Nom. DCR	Nominal OD		Nom. Imp. (Ω)	Nom. Vel. of Prop.	Nominal Capacitance		Nominal Attenuation		
			Ft.	m	Lbs.	kg		Inch	mm		Inch	mm			pF/Ft.	pF/m	MHz	dB/100 Ft.	dB/100m
RG-174 Type • 25 AWG Solid .018" Bare Copper Conductor • Beldfoil® (100% Coverage) + Tinned Copper Braid Shield (90% Coverage)																			
Solid Polyethylene Insulation • Black PVC Jacket																			
RF100A 80°C 	7805	—	100†	30.5	1.8	.8	25 AWG	.061	1.55	Beldfoil + 90% TC Braid 9.1Ω/M' 29.9Ω/km	.110	2.79	50	66%	31.2	102.4	30	3.8	12.4
			500	152.4	5.5	2.5	(solid)				50	4.9			16.1				
			1000	304.8	10.0	4.5	.018"				150	8.6			28.2				
							BC				220	10.4			34.2				
							3.2Ω/M'				450	15.2			49.9				
							10.5Ω/km				900	22.0			72.3				
											1500	28.7			94.3				
											1800	31.7			104.0				
											2000	33.4			109.7				
											2500	37.8			124.2				
							3000	42.0	137.8										
							4500	52.3	171.5										
							5800	60.9	199.8										
							6000	62.0	203.3										
100% Sweep tested. 6 GHz. Max. VSWR 1.25:1																			
Belden® The Wire in Wireless.																			
Mates with standard RG-174 connectors. Suitable for Aerial applications when supported by a Messenger wire.																			

RG-174 Type • 24.5 AWG Solid .020" Bare Copper Conductor • Beldfoil + Tinned Copper Braid Shield (93% Coverage)

Foam HDPE Insulation • Gray PVC Jacket																			
RF100LL 80°C 	7805R	NEC:	100†	30.5	1.8	.8	24.5 AWG	.060	1.52	Beldfoil + 93% TC Braid 9.3Ω/M' 30.5Ω/km	.110	2.79	50	73.5%	26.2	86.0	30	3.5	11.5
		CMR:	500	152.4	5.5	2.5	(solid)				50	4.6			15.0				
		CEC:	1000	304.8	10.0	4.5	.020"				150	8.0			26.1				
						BC			220		9.6	31.6							
						27.3Ω/M'			450		14.0	46.1							
						94.2Ω/km			900		20.2	66.4							
									1500		26.6	87.3							
									1800		29.5	96.7							
									2000		31.2	102.3							
									2500		35.4	116.3							
							3000	39.4	129.2										
							4500	50.0	164.2										
							5800	59.0	193.6										
							6000	60.6	198.7										
100% Sweep tested. 6 GHz. Max. VSWR 1.25:1																			
Belden® The Wire in Wireless.																			
Mates with standard RG-174 connectors.																			

BC = Bare Copper • DCR = DC Resistance • HDPE = High-density Polyethylene • TC = Tinned Copper

†May contain more than one piece. Min. length of any one piece is 25 ft.

Low Loss 50 Ohm Wireless RF Transmission Cable

RG-58 Type

Description	Part No.	UL NEC/ C(UL) CEC Type	Standard Lengths		Standard Unit Weight		Conductor (stranding) Diameter Nom. DCR	Nominal Core OD		Shielding Materials Nom. DCR	Nominal OD		Nom. Imp. (Ω)	Nom. Vel. of Prop.	Nominal Capacitance		Nominal Attenuation		
			Ft.	m	Lbs.	kg		Inch	mm		Inch	mm			pF/Ft.	pF/m	MHz	dB/100 Ft.	dB/100m

RG-58 Type • 19 AWG Solid .037" Bare Copper Conductor • Duofoil® (100% Coverage) + Tinned Copper Braid Shield (90% Coverage)

Gas-injected Foam HDPE Insulation • Black Polyethylene Jacket

RF195 80°C	7806A	—	500	152.4	14.5	6.6	19 AWG (solid) .037" BC 7.6Ω/M' 24.9Ω/km	.110	2.79	Duofoil + 90% TC Braid 4.2Ω/M' 13.8Ω/km	.195	4.95	50	77%	24.3	79.7	30	2.0	6.6																							
			1000	304.8	23.0	10.4											50	2.5	8.2	150	4.0	13.3	220	4.9	16.1	450	7.1	23.4	900	10.3	33.8	1500	13.7	44.8	1800	15.2	49.7	2000	16.1	52.8	2500	18.3



100% Sweep tested. 6 GHz. Max. VSWR 1.25:1.
Belden® The Wire in Wireless.

Mates with standard RG-58 connectors.*
Suitable for Outdoor and Direct Burial applications.

Gas-injected Foam HDPE Insulation • Black PVC Jacket

RF195 80°C	7806R	NEC:	500	152.4	16.5	7.5	19 AWG (solid) .037" BC 7.6Ω/M' 24.9Ω/km	.110	2.79	Duofoil + 90% TC Braid 4.2Ω/M' 13.8Ω/km	.195	4.95	50	77%	24.3	79.7	30	2.0	6.6																								
		CMR:	1000	304.8	27.0	12.3											50	2.5	8.2	150	4.0	13.3	220	4.9	16.1	450	7.1	23.4	900	10.3	33.8	1500	13.7	44.8	1800	15.2	49.7	2000	16.1	52.8	2500	18.3	60.1



CMG FT4

100% Sweep tested. 6 GHz. Max. VSWR 1.25:1.
Belden® The Wire in Wireless.

Mates with standard RG-58 connectors.*

RG-58 Type • 17 AWG Solid .044" Bare Copper Conductor • Duofoil (100% Coverage) + Tinned Copper Braid Shield (95% Coverage)

Gas-injected Foam HDPE Insulation • Black Polyethylene Jacket

RF200 80°C	7807A	—	500	152.4	15.0	6.8	17 AWG (solid) .044" BC 3.3Ω/M' 10.9Ω/km	.116	2.95	Duofoil + 95% TC Braid 4.2Ω/M' 13.8Ω/km	.195	4.95	50	85%	23.5	77.1	30	1.6	5.4																							
			1000	304.8	24.0	10.9											50	2.1	7.0	150	3.7	12.1	220	4.5	14.6	450	6.5	21.2	900	9.2	30.1	1500	12.0	39.2	1800	13.2	43.2	2000	14.0	45.8	2500	15.7



100% Sweep tested. 6 GHz. Max. VSWR 1.25:1.
Belden® The Wire in Wireless.

Mates with standard Land Mobile Radio type connectors.*
Suitable for Outdoor and Direct Burial applications.

Gas-injected Foam HDPE Insulation • Black PVC Jacket

RF200 80°C	7807R	NEC:	500	152.4	13.5	6.1	17 AWG (solid) .044" BC 3.3Ω/M' 10.9Ω/km	.116	2.95	Duofoil + 95% TC Braid 4.2Ω/M' 13.8Ω/km	.195	4.95	50	85%	23.5	77.1	30	1.6	5.4																								
		CMR:	1000	304.8	27.0	12.3											50	2.1	7.0	150	3.7	12.1	220	4.5	14.6	450	6.5	21.2	900	9.2	30.1	1500	12.0	39.2	1800	13.2	43.2	2000	14.0	45.8	2500	15.7	51.6



CMG FT4

100% Sweep tested. 6 GHz. Max. VSWR 1.25:1.
Belden® The Wire in Wireless.

Mates with standard Land Mobile Radio type connectors.*

BC = Bare Copper • DCR = DC Resistance • HDPE = High-density Polyethylene • TC = Tinned Copper

*Please consult Belden's website, www.belden.com, for complete listing.

Low Loss 50 Ohm Wireless RF Transmission Cable

RG-8X Type

Description	Part No.	UL NEC/ C(UL) CEC Type	Standard Lengths		Standard Unit Weight		Conductor (stranding) Diameter Nom. DCR	Nominal Core OD		Shielding Materials Nom. DCR	Nominal OD		Nom. Imp. (Ω)	Nom. Vel. of Prop.	Nominal Capacitance		Nominal Attenuation		
			Ft.	m	Lbs.	kg		Inch	mm		Inch	mm			pF/Ft.	pF/m	MHz	dB/100 Ft.	dB/100m

RG-8X Type • 15 AWG Solid .057" Bare Copper Conductor • Duobond® II (100% Coverage) + Tinned Copper Braid Shield (95% Coverage)


Gas-injected Foam HDPE Insulation • Black Polyethylene Jacket

RF240 80°C	7808A	—	500	152.4	18.0	8.2	15 AWG (solid) .057" BC 3.2Ω/M' 10.5Ω/km	.150	3.81	Duobond II* + 95% TC Braid 2.8Ω/M' 9.2Ω/km	.240	6.10	50	86%	23.0	75.5	30	1.3	4.1
			1000	304.8	39.0	17.7											50	1.6	5.3
																			
100% Sweep tested. 6 GHz. Max. VSWR 1.25:1. Belden® The Wire in Wireless.																			
Mates with standard RG-8X connectors.** Suitable for Outdoor and Direct Burial applications.																			

Gas-injected Foam HDPE Insulation • Black PVC Jacket

RF240 80°C	7808R	NEC:	500	152.4	20.0	9.1	15 AWG (solid) .057" BC 3.2Ω/M' 10.5Ω/km	.150	3.81	Duobond II* + 95% TC Braid 2.8Ω/M' 9.2Ω/km	.240	6.10	50	86%	23.0	75.5	30	1.3	4.1
		CMR:	1000	304.8	44.0	20.0											50	1.6	5.3
																			
100% Sweep tested. 6 GHz. Max. VSWR 1.25:1. Belden® The Wire in Wireless.																			
Mates with standard RG-8X connectors.** Suitable for Outdoor and Direct Burial applications.																			

Gas-injected Foam HDPE Insulation • Flooded Water-resistant Black Polyethylene Jacket

RF240 80°C	7808WB	—	500	152.4	18.0	8.2	15 AWG (solid) .057" BC 3.2Ω/M' 10.5Ω/km	.150	3.81	Duobond II* + 95% TC Braid 2.8Ω/M' 9.2Ω/km	.240	6.10	50	86%	23.0	75.5	30	1.3	4.1
			1000	304.8	39.0	17.7											50	1.6	5.3
																			
100% Sweep tested. 6 GHz. Max. VSWR 1.25:1. Belden® The Wire in Wireless.																			
Mates with standard RG-8X connectors.** Suitable for Outdoor and Direct Burial applications.																			

BC = Bare Copper • DCR = DC Resistance • HDPE = High-density Polyethylene • TC = Tinned Copper

*Duobond II = Bonded Duofoil® (100% coverage) + aluminum braid (67% coverage).

**Please consult Belden's website, www.belden.com, for complete listing.


Low Loss 50 Ohm Wireless RF Transmission Cable

Intermediate Type

Description	Part No.	UL NEC/ C(UL) CEC Type	Standard Lengths		Standard Unit Weight		Conductor (stranding) Diameter Nom. DCR	Nominal Core OD		Shielding Materials Nom. DCR	Nominal OD		Nom. Imp. (Ω)	Nom. Vel. of Prop.	Nominal Capacitance		Nominal Attenuation		
			Ft.	m	Lbs.	kg		Inch	mm		Inch	mm			pF/Ft.	pF/m	MHz	dB/100 Ft.	dB/100m

Intermediate Type • 13 AWG Solid .072" Bare Copper Conductor • Duobond® II (100% Coverage) + Tinned Copper Braid Shield (95% Coverage)

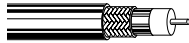
Gas-injected Foam HDPE Insulation • Black Polyethylene Jacket

RF300 80°C	7809A	—	500	152.4	30.5	13.9	13 AWG (solid) .072" BC 2.1Ω/M' 6.9Ω/km	.190	4.83	Duobond II* + 95% TC Braid BC 2.4Ω/M' 7.8Ω/km	.300	7.62	50	86%	23.0	75.5	30	1.0	3.4
			1000	304.8	58.0	26.3											50	1.3	4.2
																	150	2.2	7.3
																	220	2.7	8.9
																	450	3.9	12.9
																	900	5.6	18.3
																	1500	7.3	24.0
																	1800	8.1	26.5
																	2000	8.6	28.2
																	2500	9.7	31.9
																	3000	10.8	35.4
																	4500	13.5	44.4
5800	15.8	51.8																	
6000	16.0	52.6																	

100% Sweep tested. 6 GHz. Max. VSWR 1.25:1.
Belden® The Wire in Wireless.

Mates with Land Mobile Radio type connectors.**
Suitable for Outdoor and Direct Burial applications.

Gas-injected Foam HDPE Insulation • Black PVC Jacket

RF300 80°C	7809R	NEC:	500	152.4	34.0	15.5	13 AWG (solid) .072" BC 2.1Ω/M' 6.9Ω/km	.190	4.83	Duobond II* + 95% TC Braid BC 2.4Ω/M' 7.8Ω/km	.300	7.62	50	86%	23.0	75.5	30	1.0	3.4
		CMR:	1000	304.8	65.0	29.5											50	1.3	4.2
																	150	2.2	7.3
																	220	2.7	8.9
																	450	3.9	12.9
																	900	5.6	18.3
																	1500	7.3	24.0
																	1800	8.1	26.5
																	2000	8.6	28.2
																	2500	9.7	31.9
																	3000	10.8	35.4
																	4500	13.5	44.4
5800	15.8	51.8																	
6000	16.0	52.6																	

100% Sweep tested. 6 GHz. Max. VSWR 1.25:1.
Belden® The Wire in Wireless.

Mates with Land Mobile Radio type connectors.**

Gas-injected Foam HDPE Insulation • Flooded Water-resistant Black Polyethylene Jacket

RF300 80°C	7809WB	—	500	152.4	30.5	13.9	13 AWG (solid) .072" BC 2.1Ω/M' 6.9Ω/km	.190	4.83	Duobond II* + 95% TC Braid BC 2.4Ω/M' 7.8Ω/km	.300	7.62	50	86%	23.0	75.5	30	1.0	3.4
			1000	304.8	58.0	26.3											50	1.3	4.2
																	150	2.2	7.3
																	220	2.7	8.9
																	450	3.9	12.9
																	900	5.6	18.3
																	1500	7.3	24.0
																	1800	8.1	26.5
																	2000	8.6	28.2
																	2500	9.7	31.9
																	3000	10.8	35.4
																	4500	13.5	44.4
5800	15.8	51.8																	
6000	16.0	52.6																	

100% Sweep tested. 6 GHz. Max. VSWR 1.25:1.
Belden® The Wire in Wireless.

Mates with Land Mobile Radio type connectors.**
Suitable for Outdoor and Direct Burial applications.

BC = Bare Copper • DCR = DC Resistance • HDPE = High-density Polyethylene • TC = Tinned Copper

*Duobond II = Bonded Duofoil® (100% coverage) + aluminum braid (67% coverage).

**Please consult Belden's website, www.belden.com, for complete listing.


Low Loss 50 Ohm Wireless RF Transmission Cable

RG-8 Type

Description	Part No.	UL NEC/ C(UL) CEC Type	Standard Lengths		Standard Unit Weight		Conductor (stranding) Diameter Nom. DCR	Nominal Core OD		Shielding Materials Nom. DCR	Nominal OD		Nom. Imp. (Ω)	Nom. Vel. of Prop.	Nominal Capacitance		Nominal Attenuation		
			Ft.	m	Lbs.	kg		Inch	mm		Inch	mm			pF/Ft.	pF/m	MHz	dB/100 Ft.	dB/100m

RG-8 Type • 10 AWG Solid .108" Bare Copper-covered Aluminum Conductor • Duobond® II (100% Coverage) + Tinned Copper Braid Shield (95% Coverage)


Gas-injected Foam HDPE Insulation • Black Polyethylene Jacket

RF400 80°C	7810A	—	500	152.4	42.5	19.3	10 AWG (solid) .108" BCCA 1.34Ω/M' 4.4Ω/km	.285	7.24	Duobond II* + 95% TC Braid 2.0Ω/M' 9.2Ω/km	.403	10.23	50	86%	23.0	75.5	30	.7	2.1
			1000	304.8	86.0	39.0											50	.9	2.8
																	150	1.5	4.9
																	220	1.8	6.0
																	450	2.7	8.8
																	900	3.8	12.6
																	1500	5.1	16.6
																	1800	5.6	18.5
																	2000	6.0	19.6
																	2500	6.7	22.0
																	3000	7.5	24.4
																	4500	9.5	31.1
5800	11.1	36.4																	
6000	11.4	37.3																	

100% Sweep tested. 6 GHz. Max. VSWR 1.25:1.
Belden® The Wire in Wireless.

Mates with 9913 and Land Mobile Radio type connectors.**
Suitable for Outdoor and Direct Burial applications.


Gas-injected Foam HDPE Insulation • Black PVC Jacket

RF400 80°C	7810R*	NEC:	500	152.4	47.0	21.3	10 AWG (solid) .108" BCCA 1.34Ω/M' 4.4Ω/km	.285	7.24	Duobond II* + 95% TC Braid 2.0Ω/M' 9.2Ω/km	.403	10.23	50	86%	23.0	75.5	30	.7	2.1
		CMR:	1000	304.8	79.0	35.8											50	.9	2.8
																	150	1.5	4.9
																	220	1.8	6.0
																	450	2.7	8.8
																	900	3.8	12.6
																	1500	5.1	16.6
																	1800	5.6	18.5
																	2000	6.0	19.6
																	2500	6.7	22.0
																	3000	7.5	24.4
																	4500	9.5	31.1
5800	11.1	36.4																	
6000	11.4	37.3																	

100% Sweep tested. 6 GHz. Max. VSWR 1.25:1.
Belden® The Wire in Wireless.

Mates with 9913 and Land Mobile Radio type connectors.**
Suitable for Outdoor applications.

Gas-injected Foam HDPE Insulation • Flooded Water-resistant Black Polyethylene Jacket

RF400 80°C	7810WB	—	500	152.4	39.5	17.9	10 AWG (solid) .108" BCCA 1.34Ω/M' 4.4Ω/km	.285	7.24	Duobond II* + 95% TC Braid 2.0Ω/M' 9.2Ω/km	.403	10.23	50	86%	23.0	75.5	30	.7	2.1
			1000	304.8	80.0	36.3											50	.9	2.8
																	150	1.5	4.9
																	220	1.8	6.0
																	450	2.7	8.8
																	900	3.8	12.6
																	1500	5.1	16.6
																	1800	5.6	18.5
																	2000	6.0	19.6
																	2500	6.7	22.0
																	3000	7.5	24.4
																	4500	9.5	31.1
5800	11.1	36.4																	
6000	11.4	37.3																	

100% Sweep tested. 6 GHz. Max. VSWR 1.25:1.
Belden® The Wire in Wireless.

Mates with 9913 and Land Mobile Radio type connectors.**
Suitable for Outdoor and Direct Burial applications.

BCCA = Bare Copper-covered Aluminum • DCR = DC Resistance • HDPE = High-density Polyethylene • TC = Tinned Copper

*Duobond II = Bonded Duofoil® (100% coverage) + aluminum braid (67% coverage).

**Please consult Belden's website, www.belden.com, for complete listing.


Low Loss 50 Ohm Wireless RF Transmission Cable

Series RF500

Description	Part No.	UL NEC/ C(UL) CEC Type	Standard Lengths		Standard Unit Weight		Conductor (stranding) Diameter Nom. DCR	Nominal Core OD		Shielding Materials Nom. DCR	Nominal OD		Nom. Imp. (Ω)	Nom. Vel. of Prop.	Nominal Capacitance		Nominal Attenuation		
			Ft.	m	Lbs.	kg		Inch	mm		Inch	mm			pF/Ft.	pF/m	MHz	dB/100 Ft.	dB/100m

7 AWG Solid .142" Bare Copper-covered Aluminum Conductor • Duobond® II (100% Coverage) + Tinned Copper Braid Shield (90% Coverage)


Foam HDPE Insulation • Black Polyethylene Jacket

80°C 	7976A <small>new</small>	—	500	152.4	56.0	25.4	7 AWG (solid) .142" BCCA .8Ω/M' 2.7Ω/km	.370	9.40	Duobond II* + 90% TC Braid 1.6Ω/M' 5.3Ω/km	.500	12.70	50	84%	25.1	82.4	30	.6	1.8
			1000	304.8	108.0	49.0											50	.7	2.4
																	150	1.2	3.9
																	220	1.5	4.9
																	450	2.2	7.2
																	900	3.2	10.5
																	1500	4.2	13.8
																	1800	4.7	15.4
																	2000	5.0	16.4
																	2500	5.7	18.7
																	3000	6.3	20.7
																	3500	6.9	22.6
																	4500	8.0	26.2
				5800	9.3	30.5													
				6000	9.5	31.2													

100% Sweep tested.
Belden® The Wire in Wireless.

Suitable for Outdoor applications and Aerial applications when supported by a Messenger wire.


Foam HDPE Insulation • Black PVC Jacket

80°C 	7976R <small>new</small>	NEC: CMR CEC: CMG FT4	500	152.4	67.5	30.6	7 AWG (solid) .142" BCCA .8Ω/M' 2.7Ω/km	.370	9.40	Duobond II* + 90% TC Braid 1.6Ω/M' 5.3Ω/km	.500	12.70	50	84%	25.1	82.4	30	.6	1.8
			1000	304.8	131.0	59.5											50	.7	2.4
																	150	1.2	3.9
																	220	1.5	4.9
																	450	2.2	7.2
																	900	3.2	10.5
																	1500	4.2	13.8
																	1800	4.7	15.4
																	2000	5.0	16.4
																	2500	5.7	18.7
																	3000	6.3	20.7
																	3500	6.9	22.6
																	4500	8.0	26.2
				5800	9.3	30.5													
				6000	9.5	31.2													

100% Sweep tested.
Belden® The Wire in Wireless.

Suitable for Outdoor applications and Aerial applications when supported by a Messenger wire.

Foam HDPE Insulation • Flooded Water-resistant Black Polyethylene Jacket

80°C 	7976WB <small>new</small>	—	500	152.4	56.5	25.7	7 AWG (solid) .142" BCCA .8Ω/M' 2.7Ω/km	.370	9.40	Duobond II* + 90% TC Braid 1.6Ω/M' 5.3Ω/km	.500	12.70	50	84%	25.1	82.4	30	.6	1.8
			1000	304.8	109.0	49.9											50	.7	2.4
																	150	1.2	3.9
																	220	1.5	4.9
																	450	2.2	7.2
																	900	3.2	10.5
																	1500	4.2	13.8
																	1800	4.7	15.4
																	2000	5.0	16.4
																	2500	5.7	18.7
																	3000	6.3	20.7
																	3500	6.9	22.6
																	4500	8.0	26.2
				5800	9.3	30.5													
				6000	9.5	31.2													

100% Sweep tested.
Belden® The Wire in Wireless.

Suitable for Outdoor and Direct Burial applications and Aerial applications when supported by a Messenger wire.

BCCA = Bare Copper-covered Aluminum • DCR = DC Resistance • HDPE = High-density Polyethylene • TC = Tinned Copper

*Duobond II = Bonded Duofoil® (100% coverage) + aluminum braid (67% coverage).


Low Loss 50 Ohm Wireless RF Transmission Cable

Series RF600

Description	Part No.	UL NEC/ C(UL) CEC Type	Standard Lengths		Standard Unit Weight		Conductor (stranding) Diameter Nom. DCR	Nominal Core OD		Shielding Materials Nom. DCR	Nominal OD		Nom. Imp. (Ω)	Nom. Vel. of Prop.	Nominal Capacitance		Nominal Attenuation		
			Ft.	m	Lbs.	kg		Inch	mm		Inch	mm			pF/Ft.	pF/m	MHz	dB/100 Ft.	dB/100m

5.5 AWG Solid .176" Bare Copper-covered Aluminum Conductor • Duobond® II (100% Coverage) + Tinned Copper Braid Shield (85% Coverage)


Foam HDPE Insulation • Black Polyethylene Jacket

80°C	7977A <small>new</small>	—	500	152.4	73.5	33.4	5.5 AWG (solid) .176" BCCA .5Ω/M' 1.7Ω/km	.455	11.56	Duobond II* + 85% TC Braid 1.8Ω/M' 5.9Ω/km	.590	14.99	50	85%	24.6	80.7	30	.5	1.5
			1000	304.8	145.0	65.8											50	.6	2.0
																	150	1.0	3.2
																	220	1.2	3.9
																	450	1.7	5.6
																	900	2.5	8.3
																	1500	3.4	11.2
																	1800	3.8	12.4
																	2000	4.0	13.2
																	2500	4.6	15.0
																	3000	5.1	16.6
																	3500	5.6	18.2
4500	6.4	21.1																	
5800	7.6	24.8																	
6000	7.8	25.4																	

100% Sweep tested.
Belden® The Wire in Wireless.

Suitable for Outdoor applications and Aerial applications when supported by a Messenger wire.


Foam HDPE Insulation • Black PVC Jacket

80°C	7977R <small>new</small>	NEC: CMR CEC: CMG FT4	500	152.4	89.5	40.6	5.5 AWG (solid) .176" BCCA .5Ω/M' 1.7Ω/km	.455	11.56	Duobond II* + 85% TC Braid 1.8Ω/M' 5.9Ω/km	.590	14.99	50	84%	24.6	80.7	30	.5	1.5
			1000	304.8	173.0	78.5											50	.6	2.0
																	150	1.0	3.2
																	220	1.2	3.9
																	450	1.7	5.6
																	900	2.5	8.3
																	1500	3.4	11.2
																	1800	3.8	12.4
																	2000	4.0	13.2
																	2500	4.6	15.0
																	3000	5.1	16.6
																	3500	5.6	18.2
4500	6.4	21.1																	
5800	7.6	24.8																	
6000	7.8	25.4																	

100% Sweep tested.
Belden® The Wire in Wireless.

Suitable for Outdoor applications and Aerial applications when supported by a Messenger wire.

Foam HDPE Insulation • Flooded Water-resistant Black Polyethylene Jacket

80°C	7977WB <small>new</small>	—	500	152.4	74.0	33.6	5.5 AWG (solid) .176" BCCA .5Ω/M' 1.7Ω/km	.455	11.56	Duobond II* + 85% TC Braid 1.8Ω/M' 5.9Ω/km	.590	14.99	50	85%	24.6	80.7	30	.5	1.5
			1000	304.8	146.0	66.3											50	.6	2.0
																	150	1.0	3.2
																	220	1.2	3.9
																	450	1.7	5.6
																	900	2.5	8.3
																	1500	3.4	11.2
																	1800	3.8	12.4
																	2000	4.0	13.2
																	2500	4.6	15.0
																	3000	5.1	16.6
																	3500	5.6	18.2
4500	6.4	21.1																	
5800	7.6	24.8																	
6000	7.8	25.4																	

100% Sweep tested.
Belden® The Wire in Wireless.

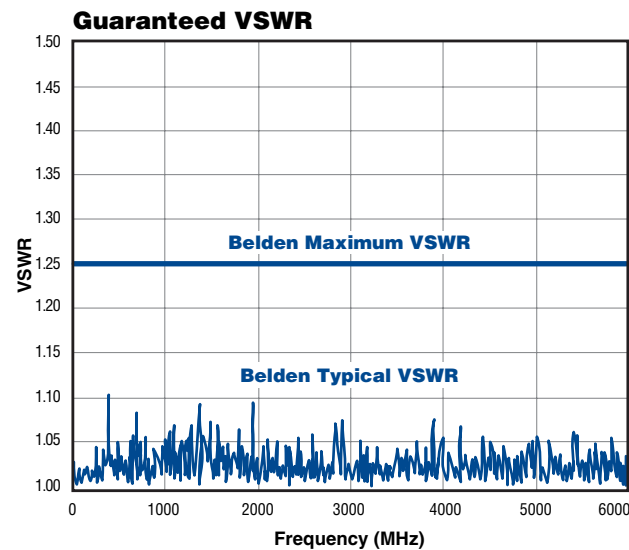
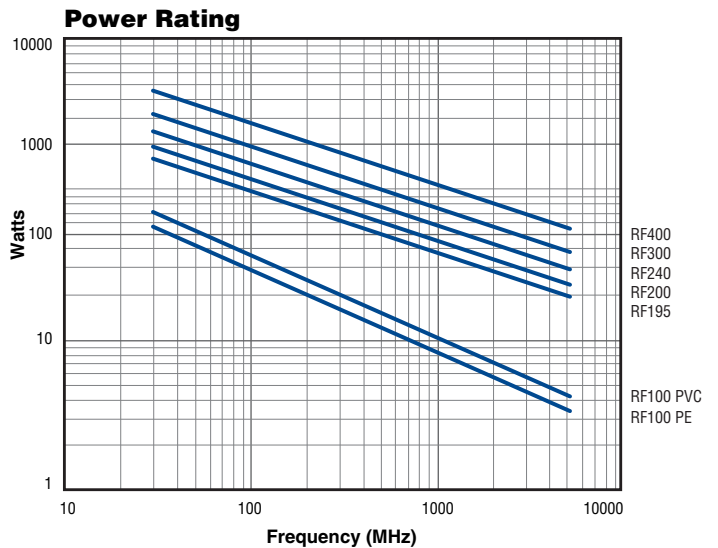
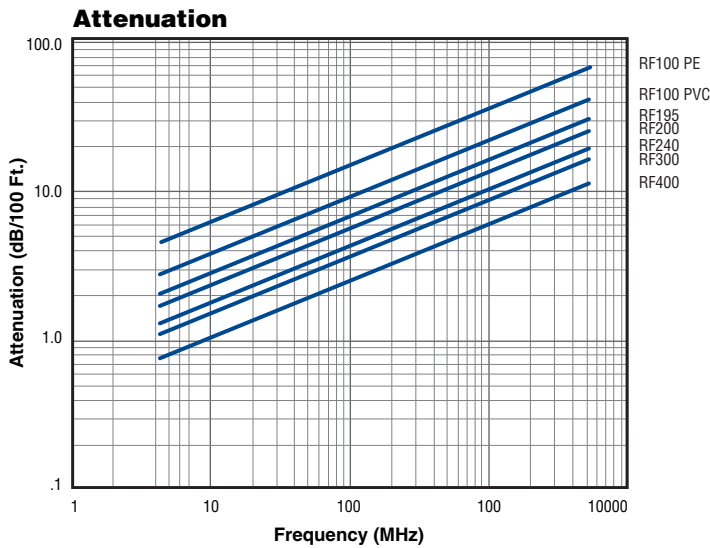
Suitable for Outdoor and Direct Burial applications and Aerial applications when supported by a Messenger wire.

BCCA = Bare Copper-covered Aluminum • DCR = DC Resistance • HDPE = High-density Polyethylene • TC = Tinned Copper

*Duobond II = Bonded Duofoil® (100% coverage) + aluminum braid (67% coverage).

Low Loss 50 Ohm Wireless RF Transmission Coax

Electrical Characteristics



Voltage Standing Wave Ratio is a measurement of the reflected power in a cable or instrument. The higher the VSWR the poorer the transmission characteristics of the cable.

Phase Stability

Phase Attribute	Typical Range (0.45 GHz to 6.0 GHz)	
	ppm/°C	Degree/GHz/m

Temperature (-40°C to +85°C) ¹	±9	±0.6
Bending & Flexing (25 cycles) ²	NA	±1.1

1: Per IEC 60966-1 clause 8.8
2: Per IEC 60966-1 clause 8.6

RG Cable Replacement Guide

Part Number	Size	Replacing
7805	RF100A	RG-174/U
7805R	RF100LL	RG-174/U
7806A	RF195	RG-58/U
7807A	RF200	RG-58/U
7808A	RF240	RG-8X
7809A	RF300	RG-8X
7810A	RF400	RG-8U